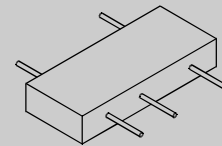


200 V - 1,000 V Three Phase Bridge

2.0 A Forward Current

70 ns - 3000 ns Recovery Time

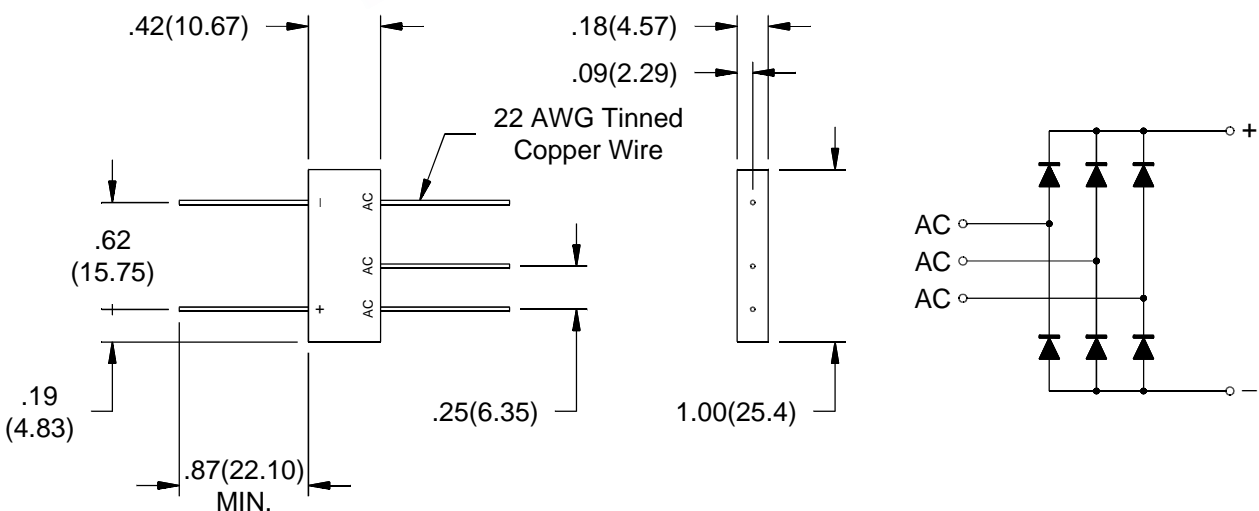
3102 - 3110
3102F - 3110F
3102UF - 3110UF



ELECTRICAL CHARACTERISTICS AND MAXIMUM RATINGS

Part Number	Working Reverse Voltage (Vrwm) Volts	Average Rectified Current @TC (Io)		Reverse Current @ Vrwm (Ir)		Forward Voltage (Vf)		1 Cycle Surge Current tp=8.3ms (Ifsm)	Repetitive Surge Current (Ifrm)	Reverse Recovery Time (1) (Trr)	Thermal Impd. θ_{J-c}
		55°C	100°C	25°C	100°C	25°C	Amps	25°C	25°C	25°C	°C/W
		Amps	Amps	µA	µA	Volts		Amps	Amps	ns	
3102	200	2.0	1.2	1.0	25	1.1	1.0	30	10	3000	22.0
3106	600	2.0	1.2	1.0	25	1.1	1.0	30	10	3000	22.0
3110	1000	2.0	1.2	1.0	25	1.1	1.0	30	10	3000	22.0
3102F	200	2.0	1.2	1.0	25	1.3	1.0	25	6	150	22.0
3106F	600	2.0	1.2	1.0	25	1.3	1.0	25	6	150	22.0
3110F	1000	2.0	1.2	1.0	25	1.3	1.0	25	6	150	22.0
3102UF	200	2.0	1.2	1.0	25	1.7	1.0	25	5	70	22.0
3106UF	600	2.0	1.2	1.0	25	1.7	1.0	25	5	70	22.0
3110UF	1000	2.0	1.2	1.0	25	1.7	1.0	25	5	70	22.0

(1)Trr Testing: If=0.5A, Ir=1.0A, Irr=0.25A *Op. Temp.= -55°C to +150°C Stg. Temp.= -55°C to +150°C



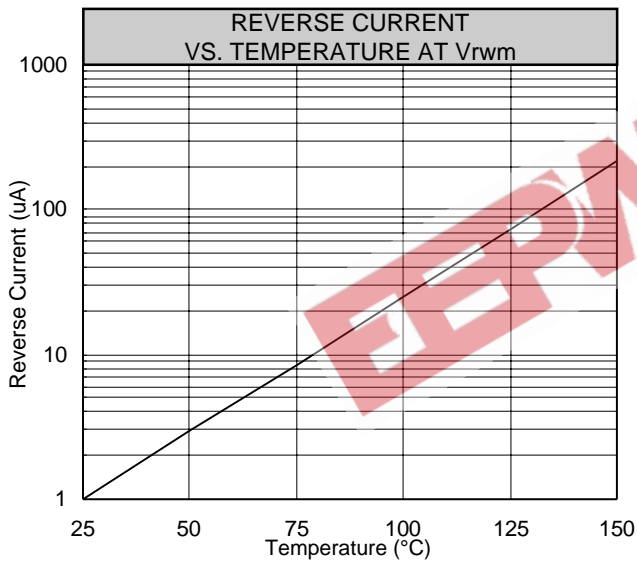
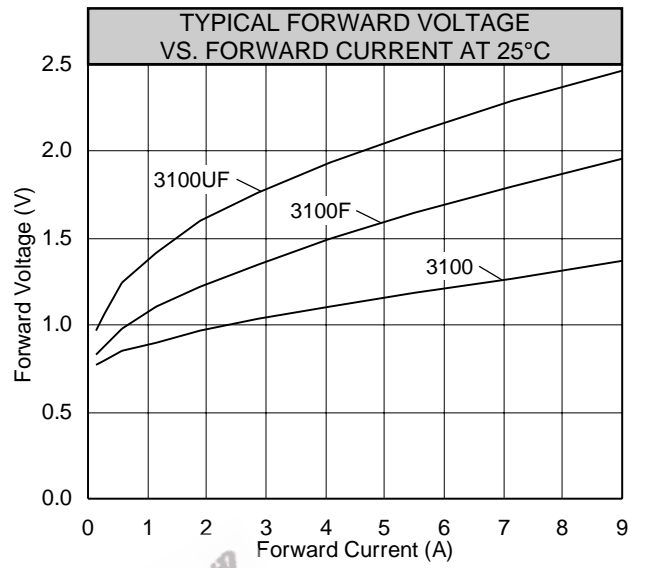
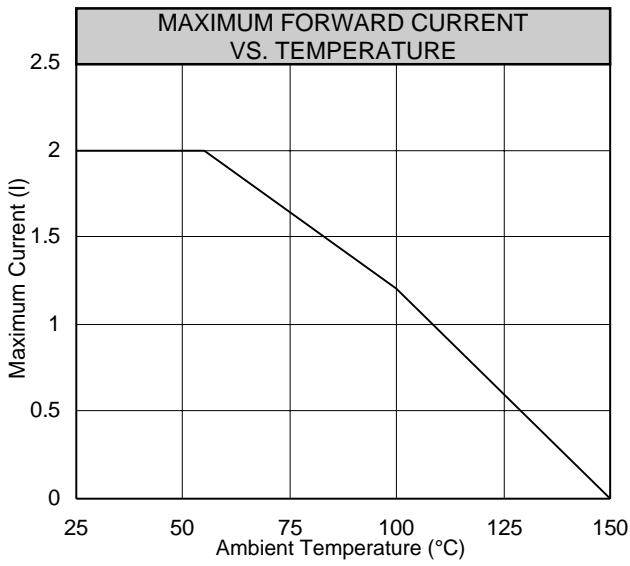
Dimensions: In. (mm) • All temperatures are ambient unless otherwise noted. • Data subject to change without notice.



VOLTAGE MULTIPLIERS INC.
 8711 W. Roosevelt Ave.
 Visalia, CA 93291

TEL 559-651-1402
 FAX 559-651-0740
 www.voltagemultipliers.com

3102 - 3110 • 3102F - 3110F • 3102UF - 3110UF



电子产品世界
EEPW.com.cn