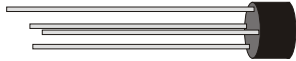


2W005 THRU 2W10

FMS

SINGLE PHASE 2.0 AMP BRIDGE RECTIFIERS



FEATURES

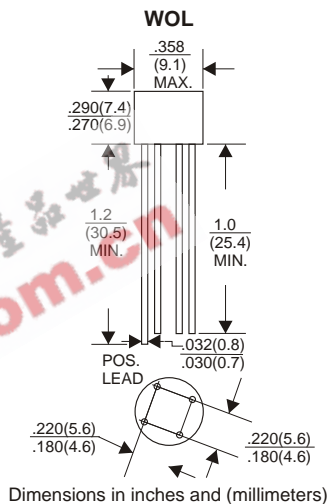
- * Ideal for printed circuit board
- * Low forward voltage
- * Low leakage current
- * Polarity: marked on body
- * Mounting position: Any
- * Weight: 1.37 grams

VOLTAGE RANGE

50 to 1000 Volts

CURRENT

2.0 Amperes



MAXIMUM RATINGS AND ELECTRICAL CHARACTERISTICS

Rating 25°C ambient temperature unless otherwise specified.
Single phase half wave, 60Hz, resistive or inductive load.
For capacitive load, derate current by 20%.

TYPE NUMBER	2W005	2W01	2W02	2W04	2W06	2W08	2W10	UNITS	
Maximum Recurrent Peak Reverse Voltage	50	100	200	400	600	800	1000	V	
Maximum RMS Voltage	35	70	140	280	420	560	700	V	
Maximum DC Blocking Voltage	50	100	200	400	600	800	1000	V	
Maximum Average Forward Rectified Current .375" (9.5mm) Lead Length at Ta=25°C								2.0	A
Peak Forward Surge Current, 8.3 ms single half sine-wave superimposed on rated load (JEDEC method)								60	A
Maximum Forward Voltage Drop per Bridge Element at 2.0A D.C.								1.1	V
Maximum DC Reverse Current Ta=25°C								10	mA
at Rated DC Blocking Voltage Ta=100°C								500	mA
Operating Temperature Range, Tj								-65 — +125	°C
Storage Temperature Range, Tstg								-65 — +150	°C

RATING AND CHARACTERISTIC CURVES (2W005 THRU 2W10)

FIG.1-TYPICAL FORWARD CURRENT DERATING CURVE

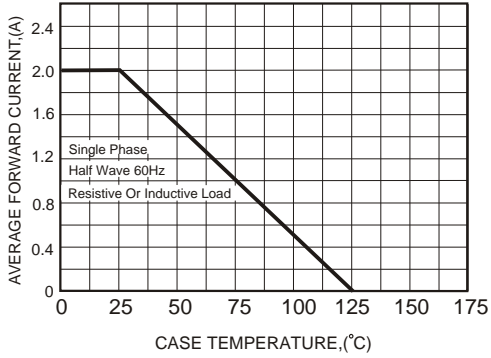


FIG.2-MAXIMUM NON-REPETITIVE FORWARD SURGE CURRENT

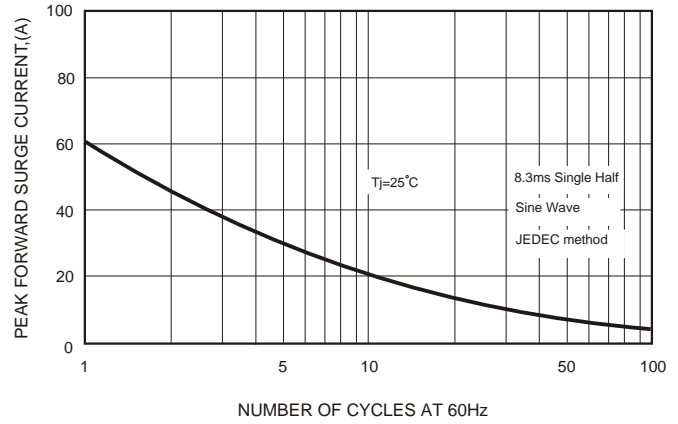


FIG.3-TYPICAL FORWARD CHARACTERISTICS

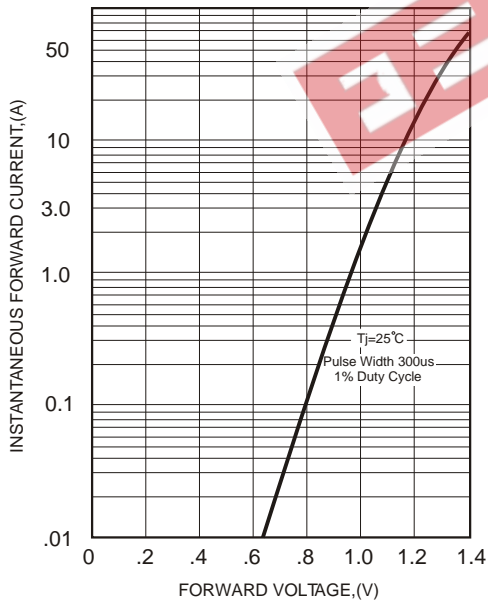


FIG.4-TYPICAL REVERSE CHARACTERISTICS

