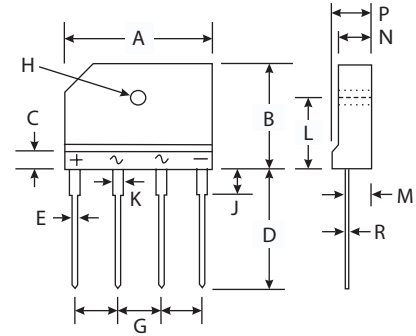


KBJ4A THRU KBJ4M

CURRENT 4.0 Amperes
VOLTAGE 50 to 1000 Volts

Features

- Glass Passivated Die Construction
- High Case Dielectric Strength of 1500V_{RMS}
- Low Reverse Leakage Current
- Surge Overload Rating to 120A Peak
- Ideal for Printed Circuit Board Applications
- Plastic Material - UL Flammability Classification 94V-0



Mechanical Data

- Case : Molded Plastic
- Terminals : Plated Leads, Solderable per MIL-STD-202, Method 208
- Polarity : Molded on Body
- Mounting : Through Hole for #6 Screw
- Mounting Torque : 5.0 in-lbs Maximum
- Approx. Weight : 4.6 grams
- Marking : Type Number

KBJ					
Dim	Min	Max	Dim	Min	Max
A	24.80	25.20	J	3.30	3.70
B	14.70	15.30	K	1.50	1.90
C	4.00 Nominal		L	9.30	9.70
D	17.20	17.80	M	2.50	2.90
E	0.90	1.10	N	3.40	3.80
G	7.30	7.70	P	4.40	4.80
H	3.10 ϕ	3.40 ϕ	R	0.60	0.80
All Dimensions in mm					

Maximum Ratings And Electrical Characteristics

(Ratings at 25 °C ambient temperature unless otherwise specified, Single phase, half wave 60Hz, resistive or inductive load. For capacitive load, derate by 20%)

	Symbols	KBJ 4A	KBJ 4B	KBJ 4D	KBJ 4G	KBJ 4J	KBJ 4K	KBJ 4M	Units
Peak Repetitive Reverse voltage Working Peak Reverse voltage DC Blocking voltage	V _{RMM} V _{VRWM} V _R	50	100	200	400	600	800	1000	Volts
RMS Reverse voltage	V _{R(RMS)}	35	70	140	280	420	560	700	Volts
Average Rectified Output Current @ T _C =115 °C	I _o	4.0							Amps
Non-Repetitive Peak Forward Surge Current, 8.3ms single half-sine-wave superimposed on rated load (JEDEC method)	I _{FSM}	120							Amps
Forward voltage per element @ I _F =2.0 A	V _{FM}	1.0							Volts
Peak Reverse Current at Rated DC Blocking voltage	@ T _C =25 °C	5.0							μ A
	@ T _C =125 °C	500							
Typical Junction Capacitance per element (Note 1)	C _j	40							pF
Typical Thermal Resistance (Note 2)	R θ JA	5.5							°C/W
Operating and Storage Temperature Range	T _j T _{STG}	-65 to +150							°C

Notes:

- (1) Measured at 1.0 MHz and applied reverse voltage of 4.0V DC.
- (2) Thermal resistance from junction to case per element. Unit mounted on 300 x 300 x 1.6mm aluminum plate heat sink.

RATINGS AND CHARACTERISTIC CURVES KBJ4A THRU KBJ4M

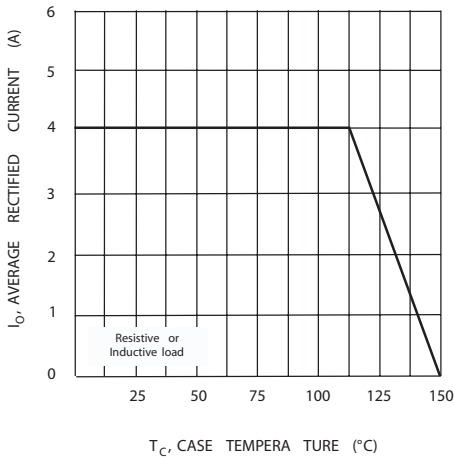


Fig. 1 Forward Current Derating Curve

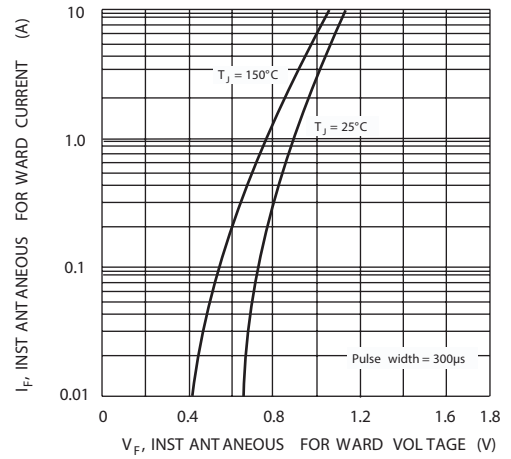


Fig. 2 Typical Forward Characteristics

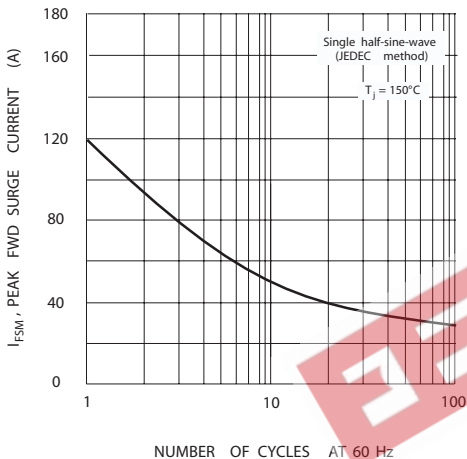


Fig. 3 Max Non-Repetitive Surge Current

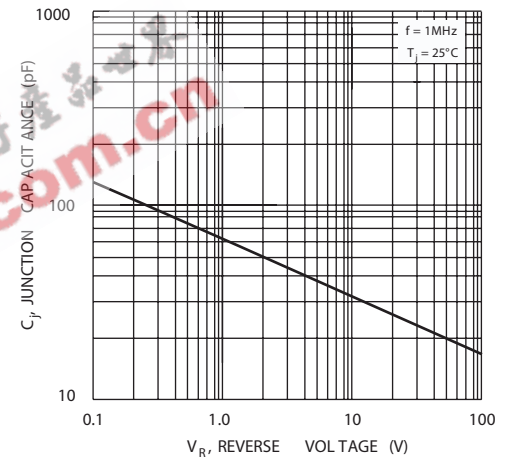


Fig. 4 Typical Junction Capacitance

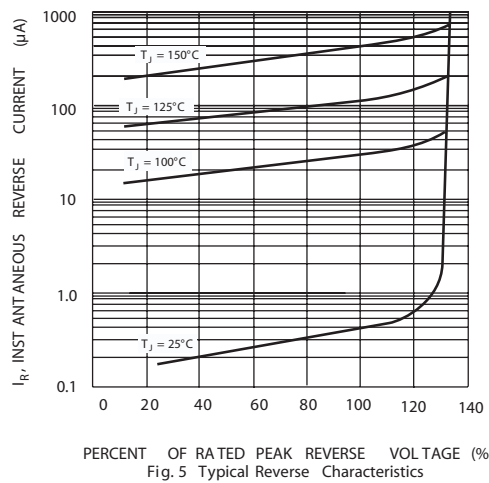


Fig. 5 Typical Reverse Characteristics