

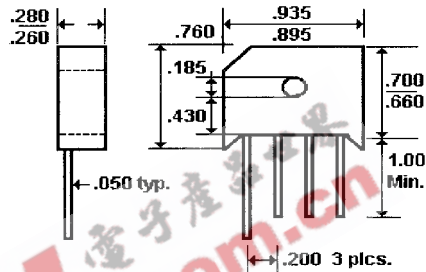
**6.0 Amp  
SINGLE PHASE SILICON BRIDGE**

**KBU600 . . . 610 Series**

**Description**



**Mechanical Dimensions**



Mechanical Data: Weight - 0.3 Ounces. Mounting Torque - 5.1 lbs. Mounting Position - Any.

**Features**

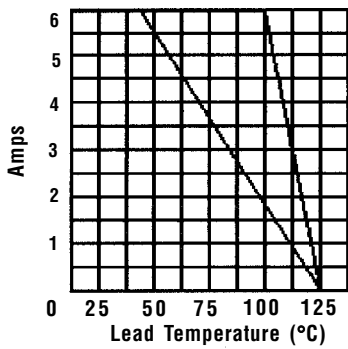
- COMPACT SIZE
- LOW LEAKAGE CURRENT
- 250 AMP SURGE OVERLOAD RATING
- MEETS UL SPECIFICATION 94V-0

Electrical Characteristics @ 25°C.	KBU600 . . . 610 Series							Units
Maximum Ratings	KBU600	KBU601	KBU602	KBU604	KBU606	KBU608	KBU610	
Peak Repetitive Reverse Voltage... $V_{RRM}$	50	100	200	400	600	800	1000	Volts
RMS Reverse Voltage... $V_{R(rms)}$	35	70	140	280	420	560	700	Volts
DC Blocking Voltage... $V_{DC}$	50	100	200	400	600	800	1000	Volts
Average Forward Rectified Current... $I_{F(av)}$ $T_A = 25^\circ C$	.....			6.0	.....			Amps
Non-Repetitive Peak Forward Surge Current... $I_{FSM}$ 8.3 ms Single 1/2 Sine Wave Imposed on Rated Load	.....			250	.....			Amps
Forward Voltage... $V_F$ Bridge Element @ 6.0 Amps	.....			1.0	.....			Volts
DC Reverse Current... $I_R$ @ Rated DC Blocking Voltage	.....			10	.....			$\mu$ Amps
	.....			1.0	.....			mAmps
Typical Thermal Resistance... $R_{\theta JC}$	.....			10	.....			$^\circ C/W$
Operating Temperature Range... $T_J$	.....			-55 to 125	.....			$^\circ C$
Storage Temperature Range... $T_{STRG}$	.....			-55 to 150	.....			$^\circ C$

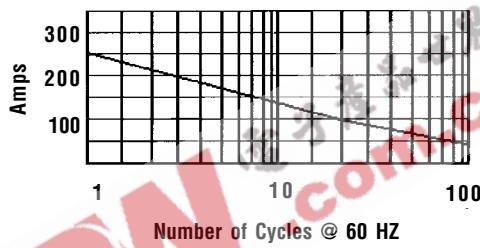
**6.0 Amp  
SINGLE PHASE SILICON BRIDGE**

**KBU600 . . . 610 Series**

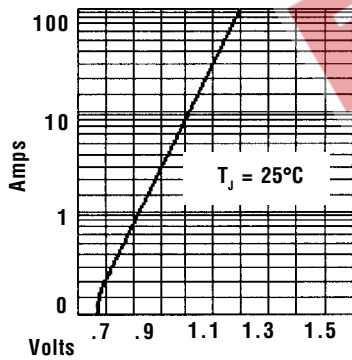
**Forward Current Derating Curve**



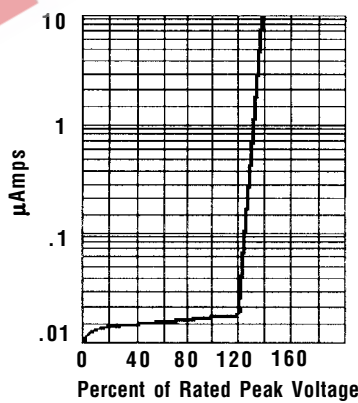
**Non-Repetitive Peak Forward Surge Current**



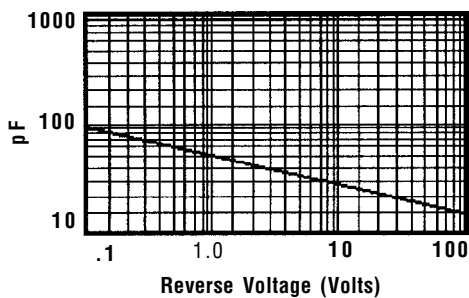
**Typical Instantaneous Forward Characteristics**



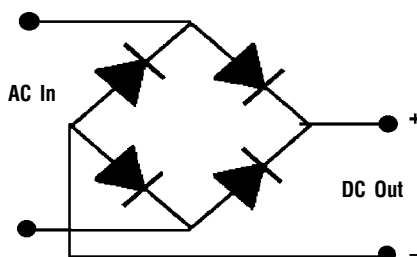
**Typical Reverse Characteristics**



**Typical Junction Capacitance**



**Electrical Description**



Ratings at 25 Deg. C ambient temperature unless otherwise specified.

Single Phase Half Wave, 60 HZ Resistive or Inductive Load.

For Capacitive Load, Derate Current by 20%.