

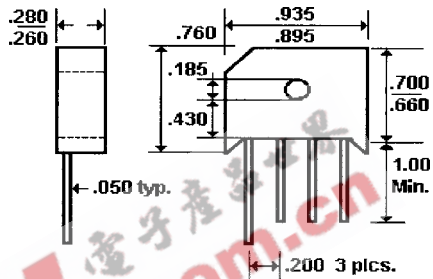
# 8.0 Amp SINGLE PHASE SILICON BRIDGE

**KBU800 . . . 810 Series**

## Description



## Mechanical Dimensions



Mechanical Data: Weight - 0.3 Ounces. Mounting Torque - 5.1 lbs. Mounting Position - Any.

## Features

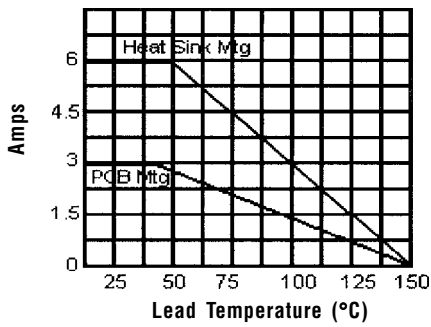
- COMPACT SIZE
- LOW LEAKAGE CURRENT
- 300 AMP SURGE OVERLOAD RATING
- MEETS UL SPECIFICATION 94V-0

Electrical Characteristics @ 25°C.	KBU800 . . . 810 Series							Units	
Maximum Ratings	KBU800	KBU801	KBU802	KBU804	KBU806	KBU808	KBU810		
Peak Repetitive Reverse Voltage... $V_{RRM}$	50	100	200	400	600	800	1000	Volts	
RMS Reverse Voltage... $V_{R(rms)}$	35	70	140	280	420	560	700	Volts	
DC Blocking Voltage... $V_{DC}$	50	100	200	400	600	800	1000	Volts	
Average Forward Rectified Current... $I_{F(av)}$ $T_A = 25^\circ C$	.....			8.0	.....			Amps	
Non-Repetitive Peak Forward Surge Current... $I_{FSM}$ 8.3 mS Single 1/2 Sine Wave Imposed on Rated Load	.....			300	.....			Amps	
Rating for Fusing ( $T < 8.3mS$ )	.....			167	.....			A <sup>2</sup> S	
Forward Voltage... $V_F$ Per Leg @ 8.0 Amps	.....			1.0	.....			Volts	
DC Reverse Current... $I_R$ @ Rated DC Blocking Voltage	.....			1.0	.....			$\mu$ Amps mAmps	
	.....			1.0	.....				
Typical Thermal Resistance... $R_{\theta JC}$ (Alum Heat Sink)	.....			6.0	.....			°C / W	
Thermal Resistance... $R_{\theta JA}$ (Free Air)	.....			8.0	.....			°C / W	
Typical Junction Capacitance... $C_j$	< .....		210	> .....		< .....	90	> .....	pF
Operating & Storage Temperature Range... $T_J, T_{STRG}$	.....			-55 to 150	.....			°C	

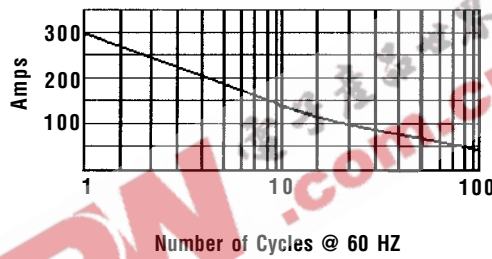
# 8.0 Amp SINGLE PHASE SILICON BRIDGE

**KBU800 . . . 810 Series**

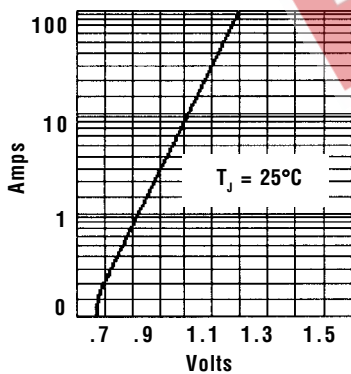
**Forward Current Derating Curve**



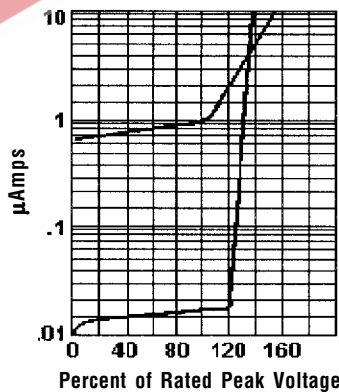
**Non-Repetitive Peak Forward Surge Current**



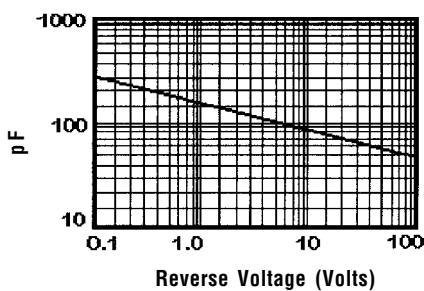
**Typical Instantaneous Forward Characteristics**



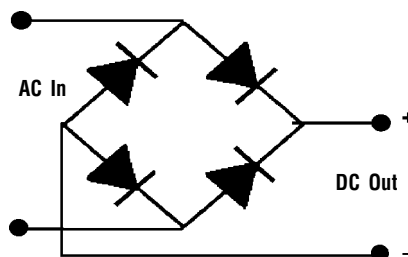
**Typical Reverse Characteristics**



**Typical Junction Capacitance**



**Electrical Description**



Ratings at 25 Deg. C ambient temperature unless otherwise specified.

Single Phase Half Wave, 60 HZ Resistive or Inductive Load.

For Capacitive Load, Derate Current by 20%.