

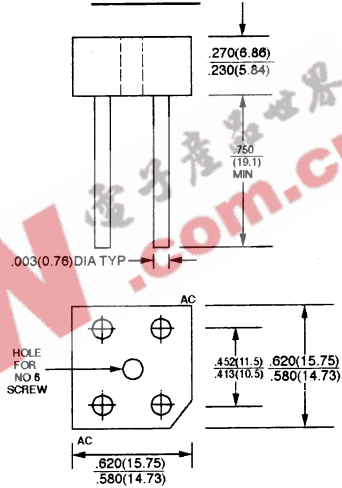


KBPC300G THRU KBPC310G
SINGLE PHASE 3.0 AMPS. GLASS PASSIVATED BRIDGE RECTIFIERS



VOLTAGE RANGE
 50 to 1000 Volts
CURRENT
 3.0 Amperes

KBPC-3



Dimensions in inches and (millimeters)

FEATURES

- * Glass passivated junction
- * Surge overload rating 60 amperes peak
- * Low forward voltage drop
- * Small size, simple installation
- * Leads solderable per MIL-STD-202, method 208

MAXIMUM RATINGS AND ELECTRICAL CHARACTERISTICS

Rating, at 25°C ambient temperature unless otherwise specified.
 Single phase, half wave, 60 Hz, resistive or inductive load.
 For capacitive load, derate current by 20%

| TYPE NUMBER | SYMBOLS | KBPC 300G | KBPC 301G | KBPC 302G | KBPC 304G | KBPC 306G | KBPC 308G | KBPC 310G | UNITS |
|---|-------------|-------------|-----------|-----------|-----------|-----------|-----------|-----------|--------------------|
| Maximum Recurrent Peak Reverse Voltage | V_{RRM} | 50 | 100 | 200 | 400 | 600 | 800 | 1000 | V |
| Maximum RMS Bridge Input Voltage | V_{RMS} | 35 | 70 | 140 | 280 | 420 | 560 | 700 | V |
| Maximum D. C. Blocking Voltage | V_{DC} | 50 | 100 | 200 | 400 | 600 | 800 | 1000 | V |
| Maximum Average Forward Rectified Current @ $T_C = 50^\circ C$ | $I_{F(AV)}$ | 3.0 | | | | | | | A |
| Peak Forward Surge Current, 8.3 ms single half sine-wave superimposed on rated load (JEDEC method) | I_{FSM} | 60 | | | | | | | A |
| Maximum Forward Voltage Drop per element @ 1.5A | V_F | 1.10 | | | | | | | V |
| Maximum Reverse Current at Rated @ $T_A = 25^\circ C$ D. C. Blocking Voltage per element @ $T_A = 125^\circ C$ | I_R | 10 500 | | | | | | | μA μA |
| Operating Temperature Range | T_J | -55 to +150 | | | | | | | $^\circ C$ |
| Storage Temperature Range | T_{STG} | -55 to +150 | | | | | | | $^\circ C$ |



RATINGS AND CHARACTERISTIC CURVES (KBPC300G THRU KBPC310G)

FIG. 1 - MAXIMUM NON-REPETITIVE FORWARD SURGE CURRENT - PER ELEMENT

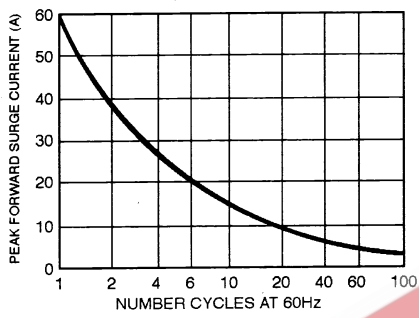


FIG. 2 - TYPICAL FORWARD OUTPUT CURRENT DERATING CURVE

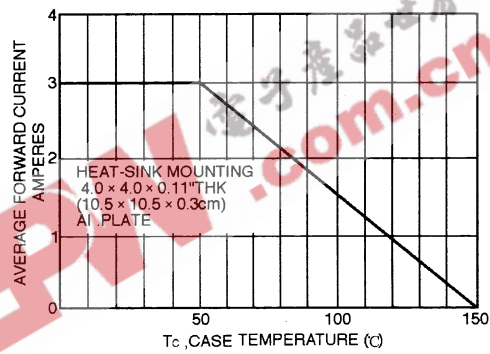


FIG. 3 - TYPICAL FORWARD CHARACTERISTICS - PER ELEMENT

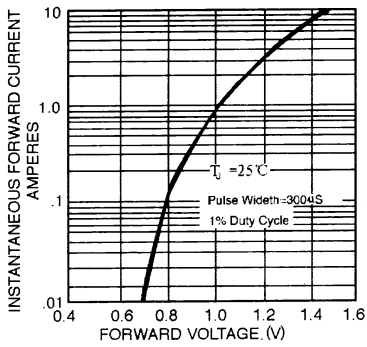


FIG. 4 - TYPICAL REVERSE CHARACTERISTICS - PER ELEMENT

