


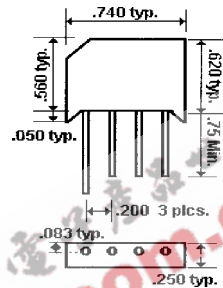
4.0 Amp SINGLE PHASE SILICON BRIDGE

KBL400 . . . 410 Series

Description



Mechanical Dimensions



Mechanical Data: Mounting Position - Any.
Weight - 0.3 Ounce.

Features

- COMPACT SIZE
- LOW LEAKAGE CURRENT
- 200 AMP SURGE OVERLOAD RATING
- MEETS UL SPECIFICATION 94V-0

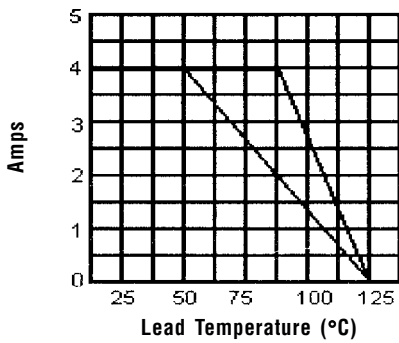
Electrical Characteristics @ 25°C.	KBL400 . . . 410 Series							Units
Maximum Ratings	KBL400	KBL401	KBL402	KBL404	KBL406	KBL408	KBL410	
Peak Repetitive Reverse Voltage... V_{RRM}	50	100	200	400	600	800	1000	Volts
RMS Reverse Voltage... $V_{R(rms)}$	35	70	140	280	420	560	700	Volts
DC Blocking Voltage... V_{DC}	50	100	200	400	600	800	1000	Volts
Average Forward Rectified Current... $I_{F(av)}$ $T_A = 25^\circ C$			4.0			Amps
Non-Repetitive Peak Forward Surge Current... I_{FSM} 8.3 ms Single 1/2 Sine Wave Imposed on Rated Load			200			Amps
Forward Voltage... V_F Bridge Element @ 4.0 Amps			1.1			Volts
DC Reverse Current... I_R @ Rated DC Blocking Voltage			10			μ Amps
			5.0			mAmps
Typical Thermal Resistance... $R_{\theta JC}$			10			°C/W
Operating & Storage Temperature Range... T_J, T_{STRG}			-55 to 150			°C



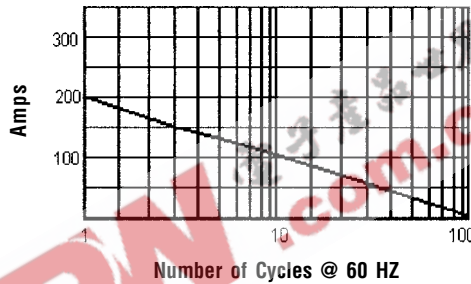
4.0 Amp SINGLE PHASE SILICON BRIDGE

KBL400 . . . 410 Series

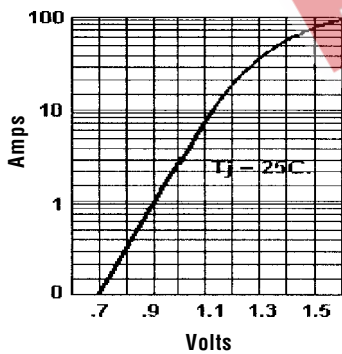
Forward Current Derating Curve



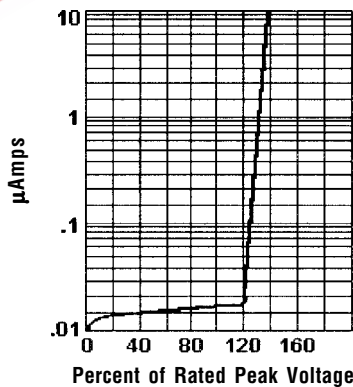
Non-Repetitive Peak Forward Surge Current



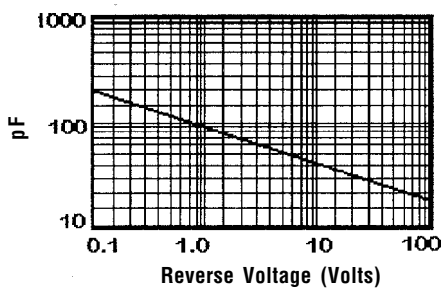
Typical Instantaneous Forward Characteristics



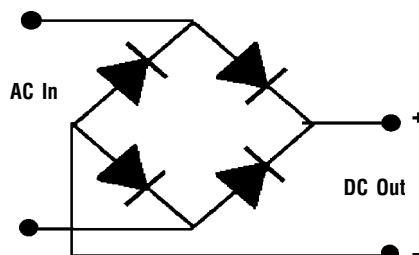
Typical Reverse Characteristics



Typical Junction Capacitance



Electrical Description



Ratings at 25 Deg. C ambient temperature unless otherwise specified.

Single Phase Half Wave, 60 HZ Resistive or Inductive Load.

For Capacitive Load, Derate Current by 20%.