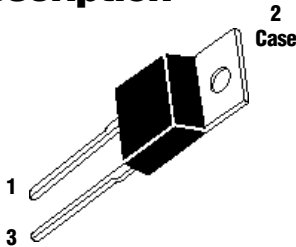


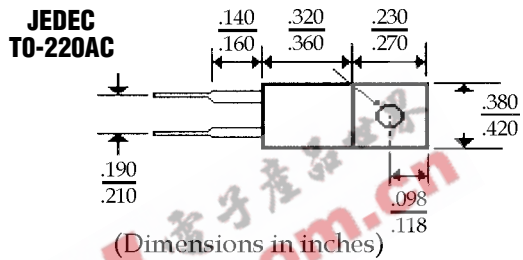
**8.0 Amp SCHOTTKY
BARRIER RECTIFIERS**

FBR830...845 Series

Description



Mechanical Dimensions



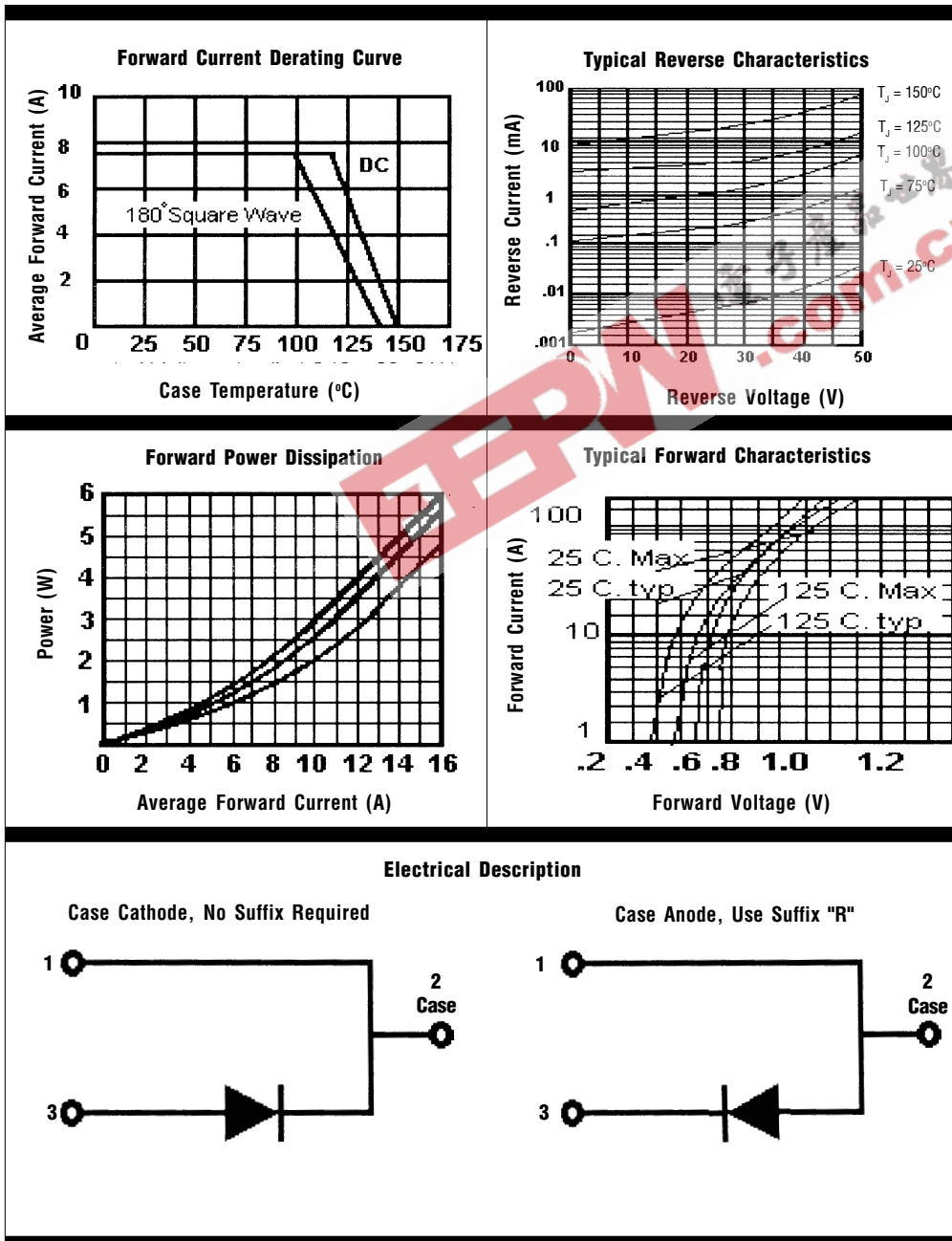
Features

- HIGH CURRENT CAPABILITY WITH LOW V_F
- HIGH SURGE VOLTAGE AND TRANSIENT PROTECTION
- HIGH EFFICIENCY w/LOW POWER LOSS
- MEETS UL SPECIFICATION 94V-0

FBR830 . . . 845 Series					Units
Maximum Ratings	FBR830	FBR835	FBR840	FBR845	
Peak Repetitive Reverse Voltage... V_{RRM}	30	35	40	45	Volts
RMS Reverse Voltage... V_{RWM}	30	35	40	45	Volts
DC Blocking Voltage... V_{DC}	30	35	40	45	Volts
Average Forward Rectified Current... I_o $T_c = 105^\circ\text{C}$	8.0				Amps
Repetitive Peak Forward Surge Current... I_{FM}	16				Amps
Non-Repetitive Peak Forward Surge Current... I_{FSM} @ Rated Current & Temp	120				Amps
Repetitive Peak Reverse Surge Current... I_{RSM} Sinosoidal Wave, 60Hz, 1 Cycle, $T_j = 125^\circ\text{C}$	1.0				Amps
Operating Temperature Range... T_j	-65 to 150				$^\circ\text{C}$
Storage Temperature Range... T_{STRG}	-65 to 175				$^\circ\text{C}$
Electrical Characteristics					
Maximum Forward Voltage... V_F @ $I_F = 8.0$ Amps, $T_C = 125^\circ\text{C}$.57				Volts
@ $I_F = 15$ Amps, $T_C = 125^\circ\text{C}$.72				Volts
@ $I_F = 15$ Amps, $T_C = 25^\circ\text{C}$.84				Volts
Maximum DC Reverse Current... I_R @ Rated DC Blocking Voltage $T_L = 25^\circ\text{C}$	2.0				mAmps
$T_L = 125^\circ\text{C}$	15				mAmps
Maximum Thermal Resistance... $R_{\theta JC}$	3.0				$^\circ\text{C} / \text{W}$
Maximum Thermal Resistance... $R_{\theta JA}$	60				$^\circ\text{C} / \text{W}$

**8.0 Amp SCHOTTKY
BARRIER RECTIFIERS**

FBR830...845 Series



Ratings at 25 Deg. C ambient temperature unless otherwise specified.

Single Phase Half Wave, 60 Hz Resistive or Inductive Load.

For Capacitive Load, Derate Current by 20%.