

# M2035, M2036, and M2037 Series

## 5.0 x 7.0 x 1.4 mm, HCMOS Compatible Surface Mount Oscillators

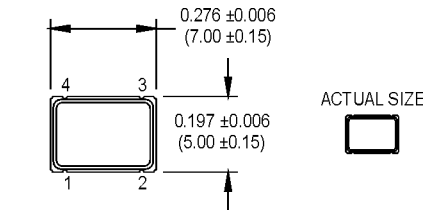


- $\pm 20$  ppm stability
- Tri-state or standby function
- Ideal for WLAN and IEEE802.11 Applications
- Low power applications

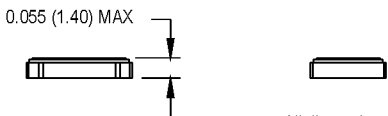


Ordering Information	
M203X	D 8 Q C N 00.0000 MHz
Product Series	M2035 = 2.85V M2036 = 3.0V M2037 = 3.3V
Temperature Range	D: -10°C to +70°C 6: -20°C to +70°C 2: -40°C to +85°C
Stability	3: $\pm 100$ ppm    4: $\pm 50$ ppm 6: $\pm 25$ ppm    8: $\pm 20$ ppm*
Output Type	Q: Standby Function T: Tri-state
Symmetry/Logic Compatibility	C: 45/55 HCMOS    G: 40/60 HCMOS
Package/Lead Configurations	N: Leadless
Frequency (customer specified)	

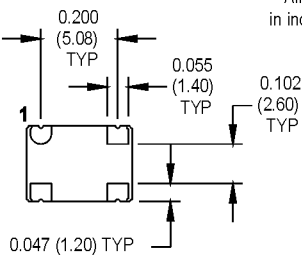
\*-10°C to +70°C only



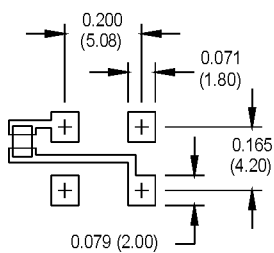
ACTUAL SIZE



All dimensions in inches (mm).



### SUGGESTED SOLDER PAD LAYOUT



### Pin Connections

PIN	FUNCTION
1	Tri-state/Standby
2	Ground
3	Output
4	+Vdd

	PARAMETER	Symbol	Min.	Typ.	Max.	Units	Condition
	Frequency Range	F	1.5		125	MHz	See Note 1
	Frequency Stability	$\Delta F/F$			$\pm 20$	ppm	See Note 2
	Operating Temperature	T <sub>A</sub>	(See Ordering Information)				
	Input Voltage	V <sub>dd</sub>	3.15 2.85 2.7	3.3 3.0 2.85	3.45 3.15 3.0	V	3.3V 3.0V 2.85V
	Input Current	I <sub>dd</sub>			15 20 30 55	mA	3.3V
	1.500 to 20.000 MHz						
	20.001 to 50.000 MHz						
	50.001 to 67.000 MHz						
	67.001 to 125.000 MHz						
	Symmetry (Duty Cycle)		45		55	%	1/2 V <sub>dd</sub>
	Rise/Fall Time	T <sub>r</sub> /T <sub>f</sub>			4 6	ns	See Note 2 10% to 90% V <sub>dd</sub> 10% to 90% V <sub>dd</sub>
	80.000 MHz						
	22.000 to 44.000 MHz						
	Logic "1" Level	V <sub>oh</sub>	90% V <sub>dd</sub>			V	
	Logic "0" Level	V <sub>ol</sub>			10% V <sub>dd</sub>	V	
	Output Current	I <sub>oh</sub>	-2			mA	
		I <sub>ol</sub>	+2			mA	
	Output Load				15	pF	
	Start-up Time				5	ms	
	Standby Current				10	μA	
	Tri-State/Standby Function		Pin 1 high or floating: clock signal output Pin 1 low: output disables to high impedance				
	Output Disable Time				150	ns	
	Output Enable Time				5	ms	
Environmental	Mechanical Shock	Per MIL-STD-202, Method 213, Condition C					
	Vibration	Per MIL-STD-202, Method 201 & 204					
	Reflow Solder Conditions	+260°C for 10 seconds max.					
	Hermeticity	Per MIL-STD-202, Method 112 (1 x 10 <sup>-6</sup> atm.cc/s of helium)					
	Solderability	Per EIAJ-STD-002					

1. Consult factory for available frequencies in this range
2. Inclusive of calibration, deviation over temperature, supply voltage change, load change, shock, vibration,

MtronPTI reserves the right to make changes to the product(s) and service(s) described herein without notice. No liability is assumed as a result of their use or application.

Please see [www.mtronpti.com](http://www.mtronpti.com) for our complete offering and detailed datasheets. Contact us for your application specific requirements: MtronPTI 1-800-762-8800.

# MtronPTI Lead Free Solder Profile

