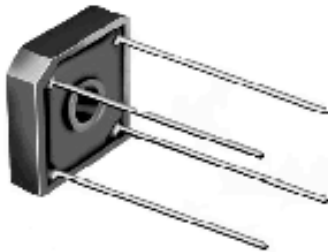


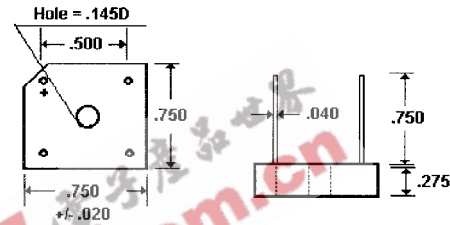
8.0 Amp SINGLE PHASE SILICON BRIDGE

KBPC800 . . . 810 Series

Description



Mechanical Dimensions



Mechanical Data: Mounting Position - Any.
Weight - 20 Grams.

Features

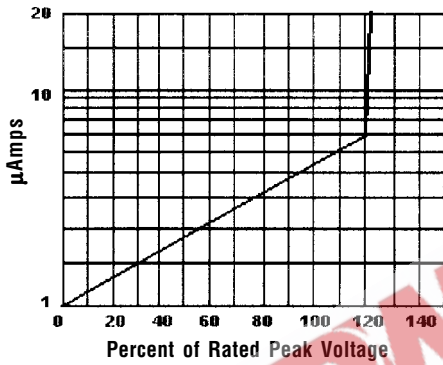
- COMPACT SIZE
- LOW LEAKAGE CURRENT
- 125 AMP SURGE OVERLOAD RATING
- MEETS UL SPECIFICATION 94V-0

Electrical Characteristics @ 25°C.	KBPC800 . . . 810 Series							Units
Maximum Ratings	KBPC800	KBPC801	KBPC802	KBPC804	KBPC806	KBPC808	KBPC810	
Peak Repetitive Reverse Voltage... V_{RRM}	50	100	200	400	600	800	1000	Volts
RMS Reverse Voltage... $V_{R(rms)}$	35	70	140	280	420	560	700	Volts
DC Blocking Voltage... V_{DC}	50	100	200	400	600	800	1000	Volts
Average Forward Rectified Current... $I_{F(av)}$ $T_C = 100^\circ C$ $T_A = 50^\circ C$				8.0				Amps Amps
Non-Repetitive Peak Forward Surge Current... I_{FSM} 8.3 mS Single 1/2 Sine Wave Imposed on Rated Load				150				Amps
Rating for Fusing ($T < 8.3$ mS)				127				A ² S
Forward Voltage... V_F Bridge Element @ 8.0 Amps				1.2				Volts
DC Reverse Current... I_R @ Rated DC Blocking Voltage $T_A = 25^\circ C$ $T_A = 100^\circ C$				10 1.0				μ Amps mAmps
Typical Junction Capacitance... C_J	< 186 >		< 90 >					pF
Operating & Storage Temperature Range... T_J, T_{STRG}				-55 to 150				°C

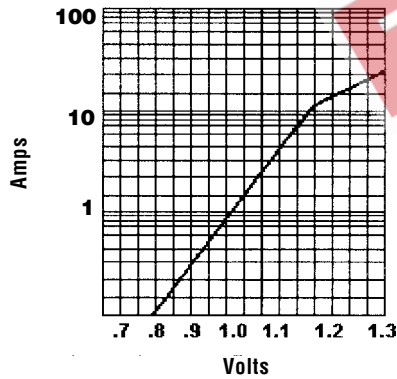
**8.0 Amp
SINGLE PHASE SILICON BRIDGE**

KBPC800 . . . 810 Series

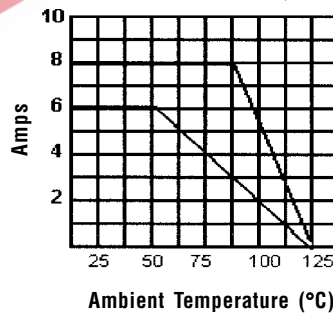
Typical Reverse Characteristics



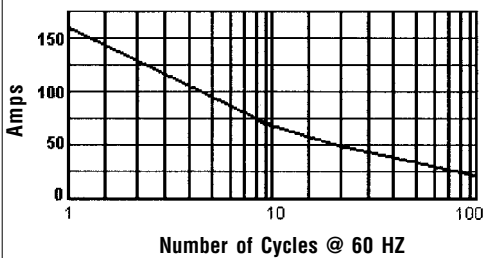
Typical Instantaneous Forward Characteristics



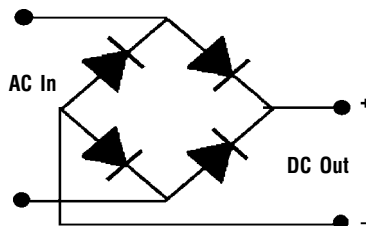
Forward Current Derating Curve



Non-Repetitive Peak Forward Surge Current



Electrical Description



Ratings at 25 Deg. C ambient temperature unless otherwise specified.

Single Phase Half Wave, 60 HZ Resistive or Inductive Load.

For Capacitive Load, Derate Current by 20%.