

# Axial Lead and Cartridge Fuses

Designed to METI Standard

**RoHS** **Pb** **5 x 20 mm** Medium-Acting Fuse 232 Series



- Designed to Japanese Standard JIS C6575.
- Available in Cartridge, Axial and Radial Lead Format.
- Available in ratings of 1A to 10A.
- RoHS compliant and Lead-Free version available, add XP suffix to standard catalog number

### ELECTRICAL CHARACTERISTICS:

% of Ampere Rating	Opening Time
130%	1 hour, <b>Minimum</b>
160%	1 hour, <b>Maximum</b>
200%	2 minutes, <b>Maximum</b>
1000%	.01 sec, <b>Minimum</b>

### INTERRUPTING RATING:


1A-5A 10,000A @ 125VAC, 0.7-0.8 power factor  
 6.3A-10A 300A @ 125VAC, 0.7-0.8 power factor  
 100 amperes at 250 VAC, 0.7-0.8 power factor

### ORDERING INFORMATION:

RoHS compliant and Lead-Free version available, add XP suffix to standard catalog number

Catalog Number	Ampere Rating	Voltage Rating*	Nominal Resistance Cold Ohms	Nominal Melting I <sup>2</sup> t A <sup>2</sup> Sec
0232 001.	1	125/250	0.0957	1.41
0232 1.25	1.25	125/250	0.0707	4.22
0232 01.6	1.6	125/250	0.0567	7.14
0232 002.	2	125/250	0.0385	8.47
0232 02.5	2.5	125/250	0.0297	14.25
0232 003.	3	125/250	0.0257	17.65
0232 3.15	3.15	125/250	0.0235	22.55
0232 004.	4	125/250	0.018	38.75
0232 005.	5	125/250	0.0145	58.25
0232 06.3	6.3	125/250	0.0105	92.85
0232 008.	8	125/250	.0076	187.5
0232 010.	10	125/250	.0061	298.5

\*To order 125V rating, add part number suffix X125



### ENVIRONMENTAL SPECIFICATIONS:

**Operating temperature:** -55°C to 125°C  
**Thermal Shock:** MIL-STD-202F Method 107G, Test Condition B: (5 cycles -65°C to +125°C)  
**Vibration:** MIL-STD-202F Method 201A  
**Humidity:** MIL-STD-202F Method 103B, Test Condition A. high relative humidity (95%) and elevated temperature (40°C) for 240 hours.  
**Salt Spray:** MIL-STD-202F Method 101D, Test Condition B

### PHYSICAL SPECIFICATIONS:

**Material:** Body: Glass  
 Cap: Nickel Plated Brass  
 Leads: Tin Plated Copper  
**Terminal Strength:** MIL-STD-202F Method 211A, Test Condition A  
**Solderability:** Reference IEC 60127 Second Edition 2003-01 Annex A  
**Product Marking:** Cap 1: current and voltage rating.  
 Cap 2: Agency approval markings.  
**Packaging:** Available in Bulk (v=5, H=100, M=1000 pcs/pkg) or on Tape/Reel (MRET1=1000 pcs/reel).

# Axial Lead and Cartridge Fuses

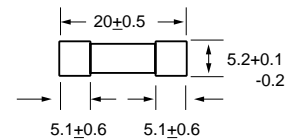
RoHS 5 x 20 mm Medium-Acting Fuse 232 Series



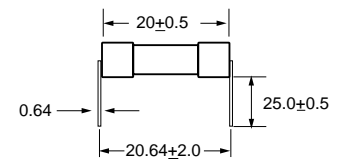
## Agency Approvals

Agency Approvals		Ampere Range	
	Certificate No.	Cartridge	
		NBK010702-E10480 A	1A – 5A 125V 10,000A
		NBK290502-E10480 C Leaded	6.3A – 10A 125V 300A
		NBK010702-E10480 B NBK290502-E10480 E	1A – 5A 125V 10,000A 6.3A – 10A 125V 300A
	Certificate No.	SU05001-2001	1A – 10A (125V)
			1A – 10A

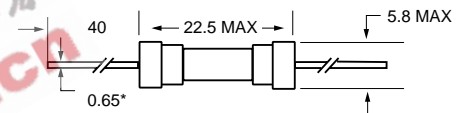
0232 000<sup>1</sup>



0232 000 XW<sup>2</sup>



0232 000 XE<sup>2</sup>

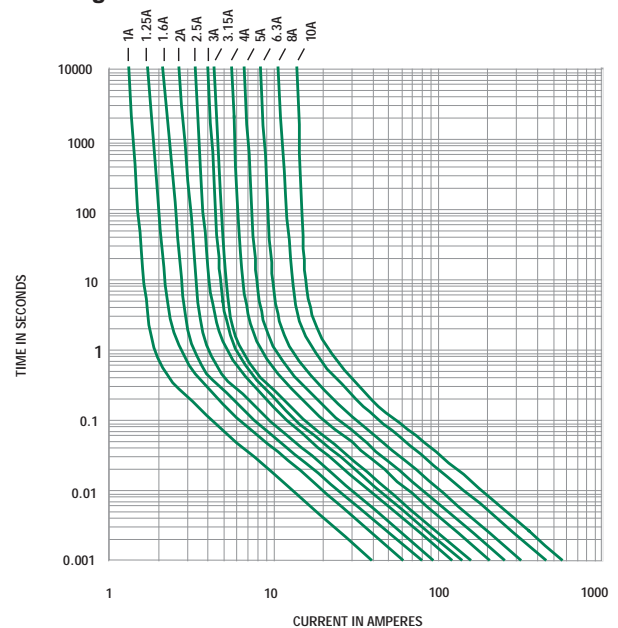


All dimensions in mm

### Notes:

- \* Ratings above 6.3A have 0.8 mm dia lead
- 1 For RoHS compliant parts add suffix 'XP'
- 2 For RoHS compliant parts add suffix 'P'

## Average Time Current Curves



11  
AXIAL LEAD AND  
CARTRIDGE FUSES