


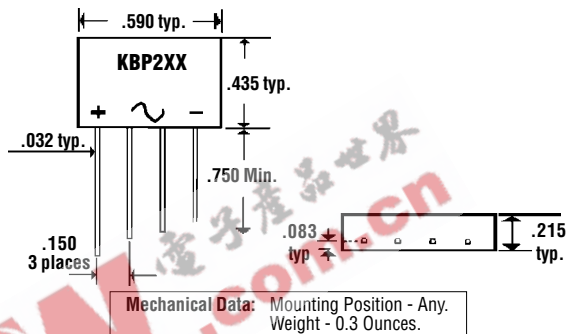
2.0 Amp SINGLE PHASE SILICON BRIDGE

KBP200 . . . 210 Series

Description



Mechanical Dimensions



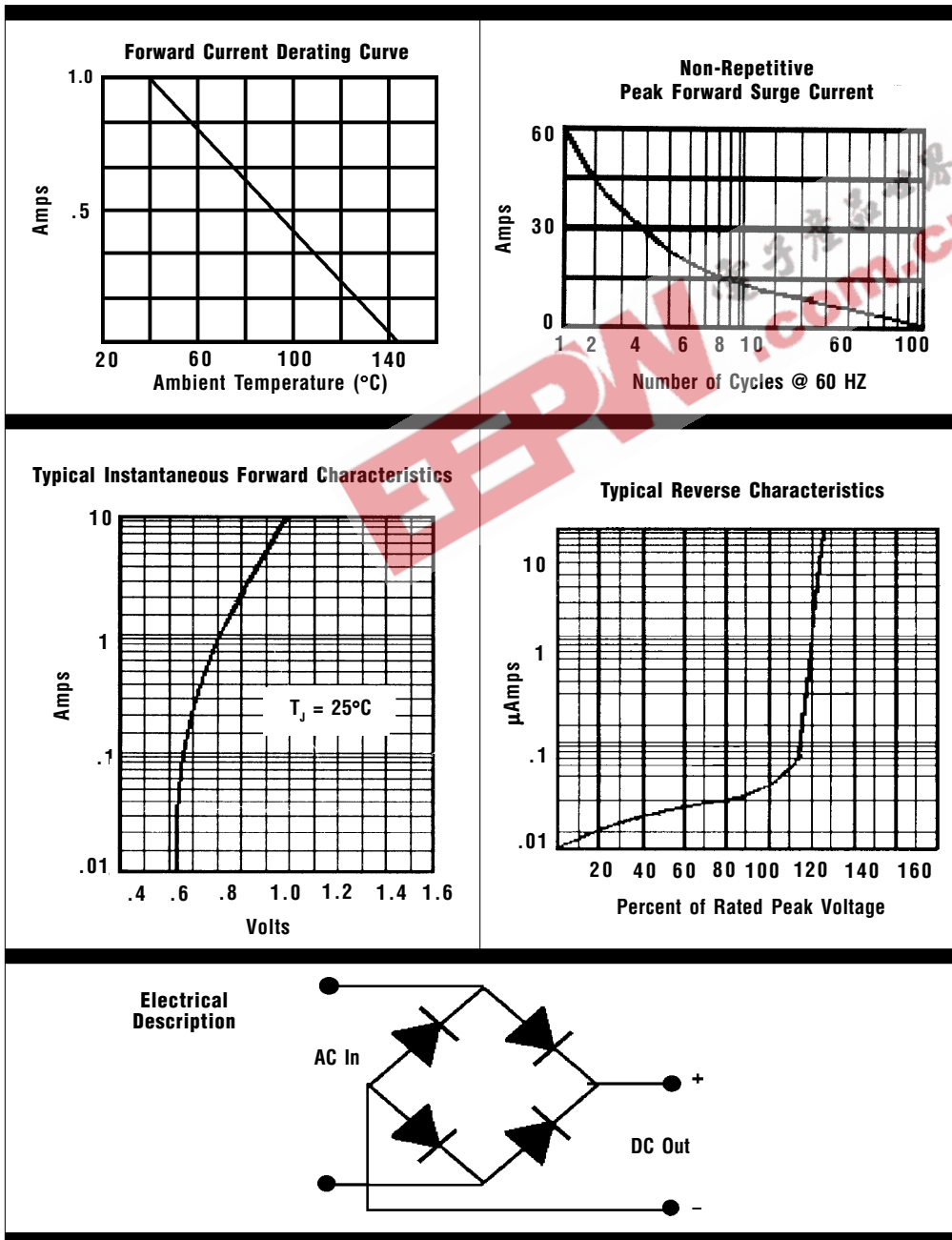
Features

- COMPACT SIZE
- LOW LEAKAGE CURRENT
- 60 AMP SURGE OVERLOAD RATING
- MEETS UL SPECIFICATION 94V-0

Electrical Characteristics @ 25°C.	KBP200 . . . 210 Series							Units	
Maximum Ratings	KBP200	KBP201	KBP202	KBP204	KBP206	KBP208	KBP210		
Peak Repetitive Reverse Voltage... V_{RRM}	50	100	200	400	600	800	1000	Volts	
RMS Reverse Voltage... $V_{R(rms)}$	35	70	140	280	420	560	700	Volts	
DC Blocking Voltage... V_{DC}	50	100	200	400	600	800	1000	Volts	
Average Forward Rectified Current... $I_{F(av)}$ $T_A = 25^\circ\text{C}$	2.0							Amps	
Non-Repetitive Peak Forward Surge Current... I_{FSM} 8.3 ms Single ½ Sine Wave Imposed on Rated Load	60							Amps	
Forward Voltage... V_F Bridge Element @ 2.0 Amps	1.0							Volts	
DC Reverse Current... I_R @ Rated DC Blocking Voltage				$T_A = 25^\circ\text{C}$				$T_A = 100^\circ\text{C}$	μAmps mAmps
Operating & Storage Temperature Range... T_J, T_{STRG}	-55 to 125							°C	

2.0 Amp SINGLE PHASE SILICON BRIDGE

KBP200 . . . 210 Series



Ratings at 25 Deg. C ambient temperature unless otherwise specified.

Single Phase Half Wave, 60 HZ Resistive or Inductive Load.

For Capacitive Load, Derate Current by 20%.