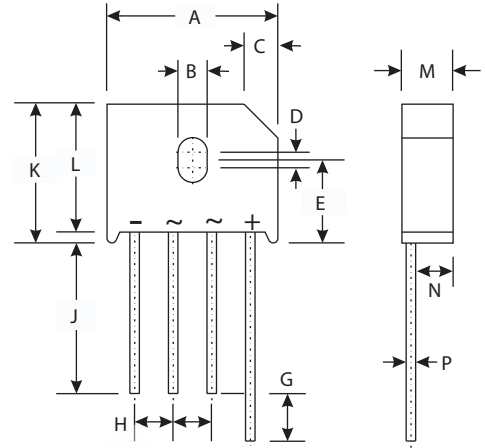


KBU4A THRU KBU4M

CURRENT 4.0 Amperes
VOLTAGE 50 to 1000 Volts

Features

- Low Forward Voltage Drop, High Current Capability
- Surge Overload Rating to 200A Peak
- Ideal for Printed Circuit Board Applications
- Case to Terminal Isolation Voltage 1500V
- Plastic Material - UL Flammability Classification Rating 94V-0



Mechanical Data

- Case : Molded Plastic
- Terminals : Plated Leads Solderable per MIL-STD-202, Method 208
- Polarity : As Marked on Case
- Mounting : Through Hole for #6 Screw
- Mounting Torque : 5.0 Inch-pounds Maximum
- Weight : 8.0 grams (approx.)
- Marking : Type Number

KBU					
Dim	Min	Max	Dim	Min	Max
A	22.70	23.70	J	25.40	—
B	3.80	4.10	K	—	19.30
C	4.20	4.70	L	16.80	17.80
D	1.70	2.20	M	6.60	7.10
E	10.30	11.30	N	4.70	5.20
G	4.50	6.80	P	1.20	1.30
H	4.80	5.80			

All Dimensions in mm

Maximum Ratings And Electrical Characteristics

(Ratings at 25 °C ambient temperature unless otherwise specified, Single phase, half wave 60Hz, resistive or inductive load. For capacitive load, derate by 20%)

	Symbols	KBU 4A	KBU 4B	KBU 4D	KBU 4G	KBU 4J	KBU 4K	KBU 4M	Units
Peak Repetitive Reverse voltage	V_{RMM}								
Working Peak Reverse voltage	V_{RWM}	50	100	200	400	600	800	1000	Volts
DC Blocking voltage	V_R								
RMS Reverse voltage	V_{RMS}	35	70	140	280	420	560	700	Volts
Average Rectified Output Current @ $T_C=100^\circ\text{C}$	I_o	4.0							Amps
Non-Repetitive Peak Forward Surge Current, 8.3ms single half-sine-wave superimposed on rated load (JEDEC method)	I_{FSM}	200							Amps
Forward voltage (per element) @ $I_F=2.0\text{ A}$	V_{FM}	1.0							Volts
Peak Reverse Current at Rated DC Blocking voltage	@ $T_C=25^\circ\text{C}$	10							μA
	@ $T_C=100^\circ\text{C}$	1.0							mA
I^2t Rating for Fusing (Note 2)	I^2t	166							A^2s
Typical Thermal Resistance, Junction to Case (Note 1)	$R_{\theta JA}$	6.3							$^\circ\text{C}/\text{W}$
Operating and Storage Temperature Range	$T_{j/TSTG}$	-65 to +150							$^\circ\text{C}$

Notes:

- (1) Thermal resistance junction to case mounted on heat sink.
- (2) Non-repetitive, for $t > 1.0\text{ms}$ and $t < 8.3\text{ms}$.

RATINGS AND CHARACTERISTIC CURVES KBU4A THRU KBU4M

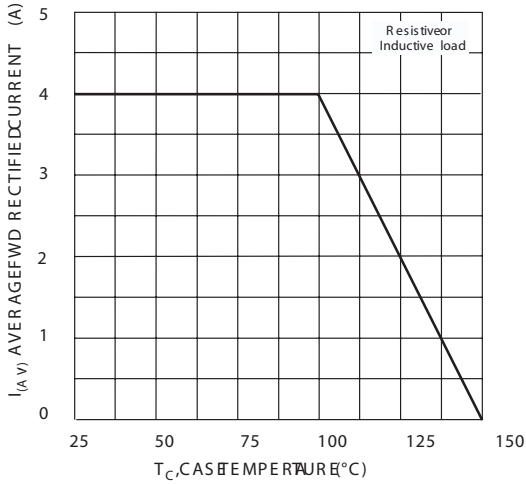


Fig. 1 Forward Current Derating Curve

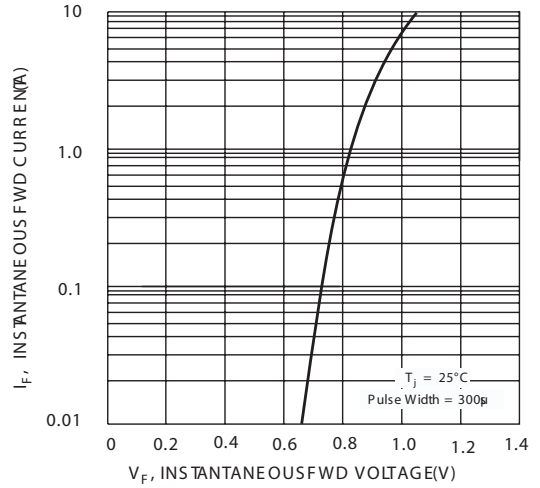


Fig. 2 Typical Forward Characteristics

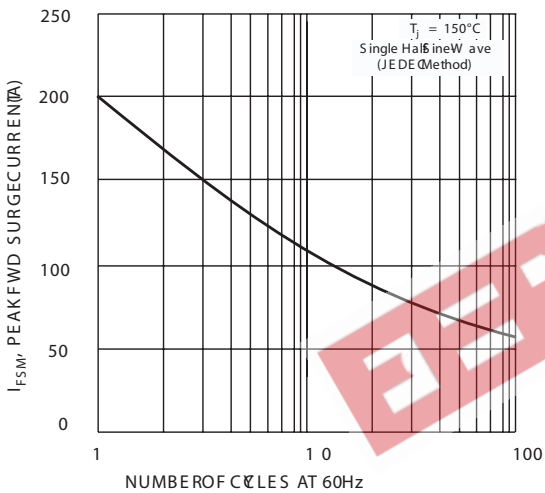


Fig. 3 Max NonRepetitive Surge Current

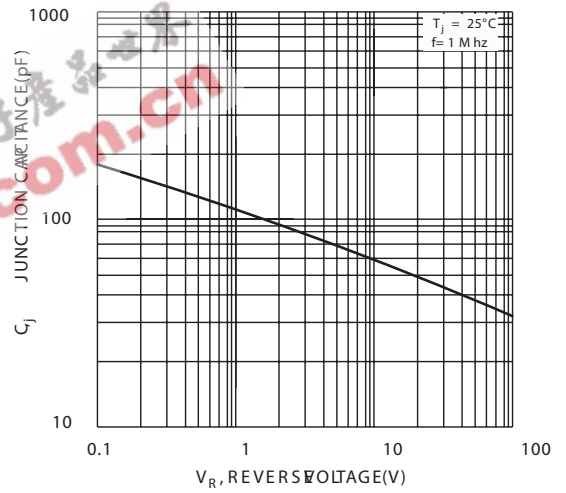


Fig. 4 Typical Junction Capacitance

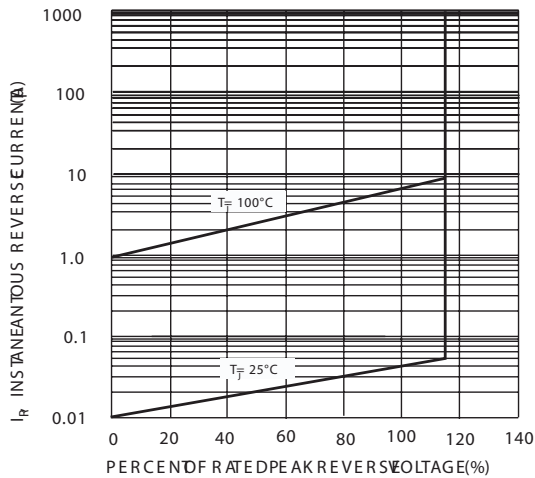


Fig. 5 Typical Reverse Characteristics