

### FEATURES

- Plastic material has Underwriters Laboratory flammability classification 94V-0
- Low leakage.
- Surge overload rating - 200 amperes peak.
- Ideal for printed circuit boards.
- Exceeds environmental standards of MIL - STD - 19500.

### MECHANICAL DATA

**Case** : Reliable low cost construction utilizing moulded plastic technique results in inexpensive product.

**Terminals**: Leads, solderable per MIL - STD - 202, Method 208.

**Polarity** : Polarity symbols printed on body.

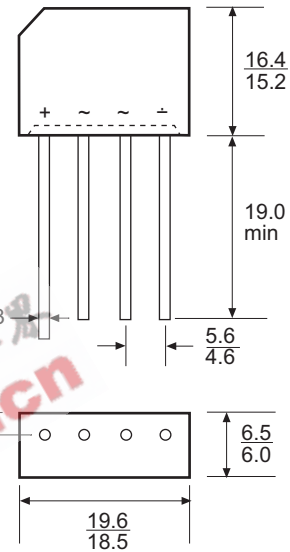
**Weight** : 0.2 ounce, 5.6 grams.

### VOLTAGE RANGE

50 to 1000 Volts PRV

### CURRENT

4.0 Amperes



Dimensions in millimetres

### MAXIMUM RATINGS AND ELECTRICAL CHARACTERISTICS

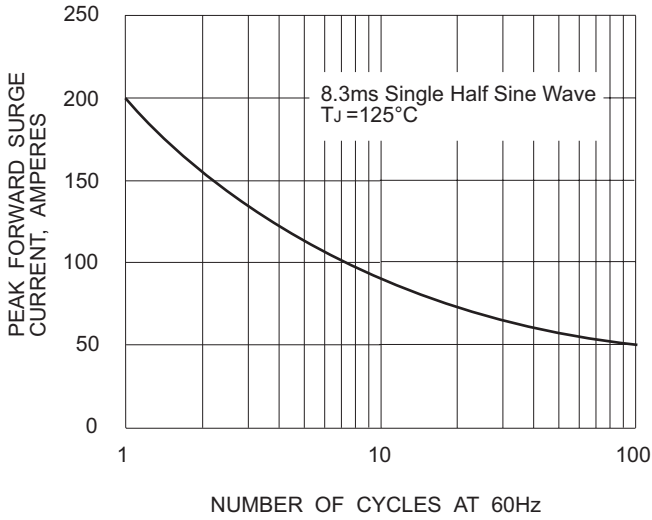
Ratings at 25°C ambient temperature unless otherwise specified.

Single phase, half wave, 60 Hz, resistive or inductive load. For capacitive load, derate current by 20%.

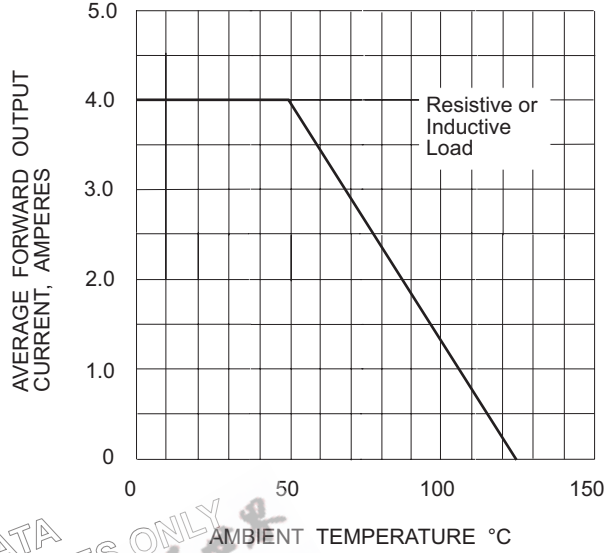
		KBL005	KBL01	KBL02	KBL04	KBL06	KBL08	KBL10		
Maximum Recurrent Peak Reverse Voltage	VRRM	50	100	200	400	600	800	1000	V	
Maximum Bridge Input Voltage RMS	VRMS	35	70	140	280	420	560	700	V	
Maximum DC Blocking Voltage	VDC	50	100	200	400	600	800	1000	V	
Maximum Average Forward Current at T <sub>A</sub> = 50 °C (see Fig 2)	I <sub>F(AV)</sub>	4.0								A
Peak Forward Surge Current, 8.3 ms single half sine - wave superimposed on rated load (see Fig 1)	I <sub>FSM</sub>	200								A
Maximum Forward Voltage Drop per Element at 3.0A (see Fig 3)	V <sub>F</sub>	1.0								V
Maximum Reverse Current at Rated DC Blocking Voltage per Element (see Fig 4)	I <sub>R</sub>	10.0 1.0								μA mA
Operating Temperature Range	T <sub>J</sub>	- 55 to + 125								°C
Storage Temperature Range	T <sub>STG</sub>	- 55 to + 150								°C

# RATING AND CHARACTERISTIC CURVES KBLO SERIES

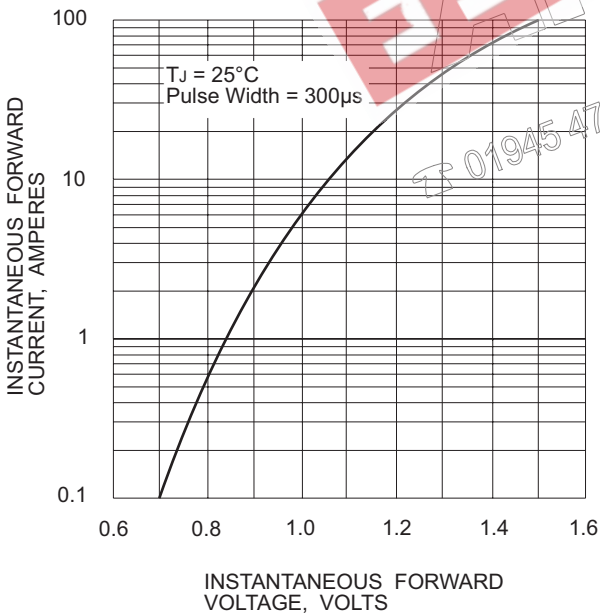
**FIG 1 : MAXIMUM NON-REPETITIVE SURGE CURRENT PER ELEMENT**



**FIG 2 : DERATING CURVE FOR RECTIFIED OUTPUT CURRENT**



**FIG 3 : TYPICAL FORWARD CHARACTERISTICS PER ELEMENT**



**FIG 4 : TYPICAL REVERSE CHARACTERISTICS PER ELEMENT**

