

# Axial Lead and Cartridge Fuses

## Subminiature

### RoHS PICO® II 250 Volt Very Fast-Acting Fuse 263 Series



The PICO® II 250 Volt Fuse is a specially designed axial lead fuse that achieves a 250 volt rating in a small package.

- **RoHS Compliant** version now available, use ordering suffix 'L' (see example on data sheet).

#### ELECTRICAL CHARACTERISTICS:

% of Ampere Rating	Opening Time
100%	4 hours, <b>Minimum</b>
200%	1 second, <b>Maximum</b>
300%	0.1 second, <b>Maximum</b>

**AGENCY APPROVALS:** Recognized under the Components Program of Underwriters Laboratories and Certified by CSA.

**AGENCY FILE NUMBERS:** UL E10480, CSA LR 29862.

**INTERRUPTING RATING:** 50 amperes at 250 VAC.

#### ENVIRONMENTAL SPECIFICATIONS:

**Operating Temperature:** -55°C to 125°C.

**Shock:** MIL-STD-202, Method 213, Test Condition I (100 G's peak for 6 milliseconds).

**Vibration:** MIL-STD-202, Method 201 (10-55 Hz); MIL-STD-202, Method 204, Test Condition C (55-2000 Hz at 10 G's Peak).

**Salt Spray:** MIL-STD-202, Method 101, Test Condition B (48 hrs.).

**Insulation Resistance (After Opening):** MIL-STD-202, Method 302, Test Condition A (10,000 ohms minimum at 100 volts).

**Resistance to Soldering Heat:** MIL-STD-202, Method 210, Test Condition C (10 sec at 260°C).

**Thermal Shock:** MIL-STD-202, Method 107, Test Condition B (-55°C to 125°C).

**Moisture Resistance:** MIL-STD-202, Method 106.

#### PHYSICAL SPECIFICATIONS:

**Materials:** Encapsulated, Epoxy-Coated Body; Solder Coated Copper Leads. RoHS Compliant Product: Pure Tin coated copper wire leads.

#### Soldering Parameters:

Wave Solder — 260°C, 10 seconds maximum.

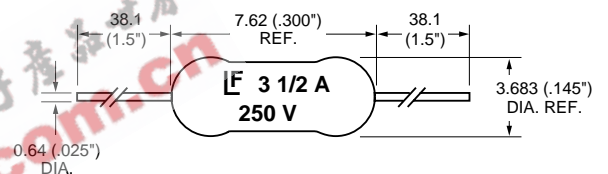

**Solderability:** MIL-STD-202, Method 208.

**Lead Pull Force:** MIL-STD-202, Method 211, Test Condition A (will withstand 7 lb. axial pull test).

#### PATENTED

#### ORDERING INFORMATION:

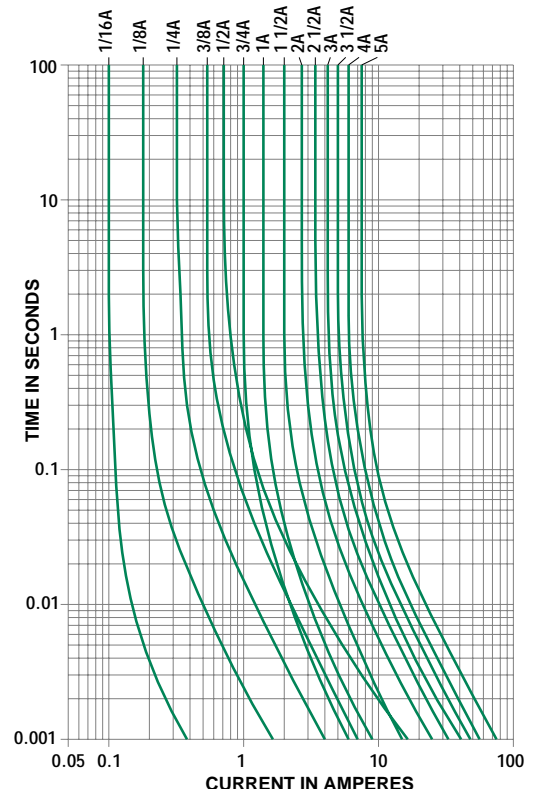
Catalog Number	Ampere Rating	Voltage Rating	Nominal Resistance Cold Ohms	Nominal Melting I <sup>2</sup> t A <sup>2</sup> Sec.
0263.062	1/16	250	5.50	0.000192
0263.125	1/8	250	1.75	0.00251
0263.250	1/4	250	0.715	0.0165
0263.375	3/8	250	0.391	0.0444
0263.500	1/2	250	0.252	0.1125
0263.750	3/4	250	0.150	0.0411
0263.001	1	250	0.105	0.087
0263.01.5	1 1/2	250	0.0635	0.398
0263.002	2	250	0.0444	0.74
0263.02.5	2 1/2	250	0.0340	1.197
0263.003	3	250	0.0274	1.77
0263.03.5	3 1/2	250	0.0224	2.33
0263.004	4	250	0.0193	3.08
0263.005	5	250	0.0145	5.55



**PACKAGING SPECIFICATIONS:** Tape and Reel per EIA-296; T1: 2.062" (52.4mm) taped spacing; 3,000 per reel.

**Options:** For **RoHS Compliant** devices add the letter 'L' to end of packaging suffix. Example: 263001. WRT1L (RoHS Compliant 1A, 3,000 per reel).

#### Average Time Current Curves



11 AXIAL LEAD AND CARTRIDGE FUSES