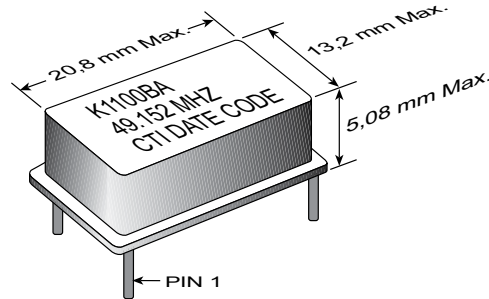


K1100BA, K1150BA, K1125BA, K1110BA Series

14 pin DIP, 5.0 Volt, Clock Oscillator



- 4-pin Package, Compatible with 14-pin DIL
- 1.0MHz to 70MHz Frequency Range
- HCMOS Circuit, TTL/CMOS Compatible
Tight Symmetry (45/55%) Available
- Tri-State Option Available
- ± 100 ppm Stability Standard
Tighter Stabilities Available
 ± 10 ppm Stability:- K1110BA
 ± 25 ppm Stability:- K1125BA
 ± 50 ppm Stability:- K1150BA

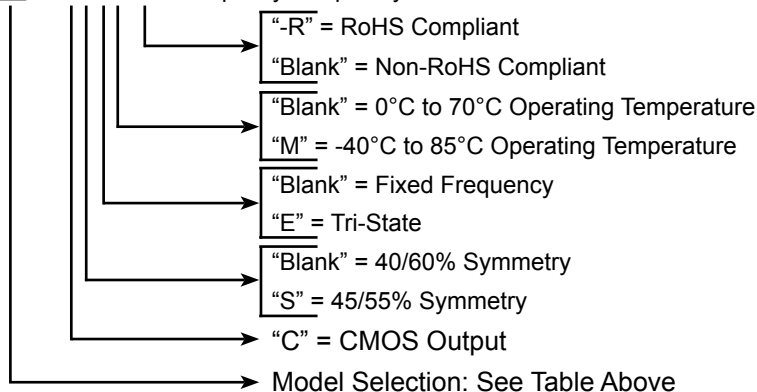


ELECTRICAL SPECIFICATIONS

MODEL	K1100BA	K1150BA	K1125BA	K1110BA
Frequency Range (MHz)	1.0 to 70			
Frequency Stability (ppm)	Inclusive of calibration, temperature, voltage, load, shock, vibration, aging			
Overall				Rating Over Temperature Only
0°C to 70°C	± 100	± 50	± 25	± 10
-40°C to 85°C	± 150	± 100	NA	N/A
Temperature Range (°C)				
Operating	-40°C to +85°C			
Storage	-55°C to +125°C			
Supply Voltage (V)	+5.0 $\pm 10\%$			
Supply Current (mA)				
<20MHz	15			
20 - 70 MHz	50			
Output TTL				
Symmetry	40/60% @ 1.4V; 45/55% Optional			
T_R and T_F (ns)	≤ 20 MHz = 8; > 20 MHz = 6			
Fanout (TTL)	10			
Output CMOS				
Symmetry	40/60 @ 0.5V _{CC}			
T_R and T_F (ns)	≤ 20 MHz = 10; > 20 MHz = 8			
Start up Time (ms)	<10			

PART NUMBERING GUIDE

K11XXBACXXX-R - Specify Frequency

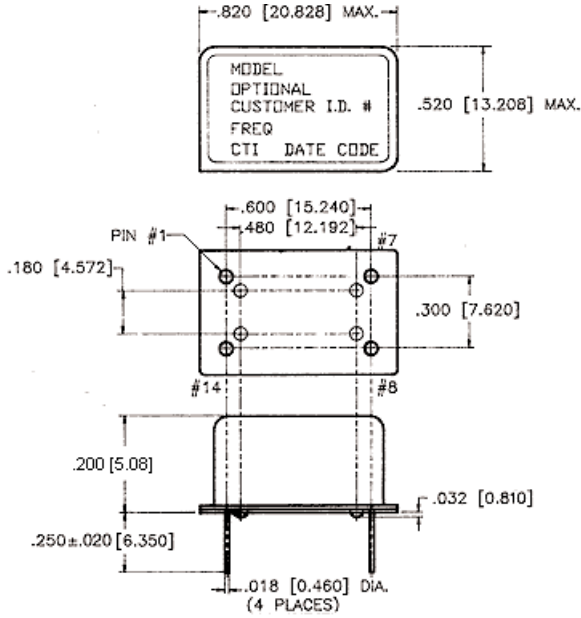


MtronPTI reserves the right to make changes to the product(s) and service(s) described herein without notice. No liability is assumed as a result of their use or application.

Please see www.mtronpti.com for our complete offering and detailed datasheets. Contact us for your application specific requirements: MtronPTI 1-800-762-8800.

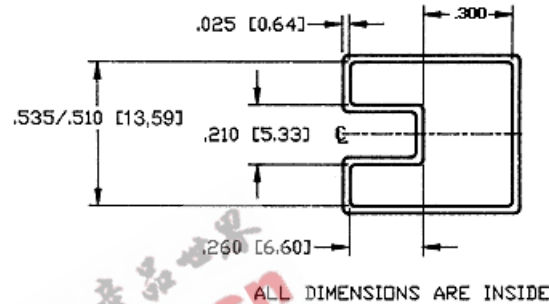
K1100BA, K1150BA, K1125BA, K1110BA Series

14 pin DIP, 5.0 Volt, Clock Oscillator

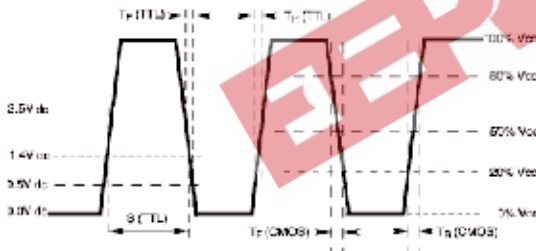


PIN	FUNCTION
1	N/C / Tri-State
2	Ground
3	Output
4	+ VCC

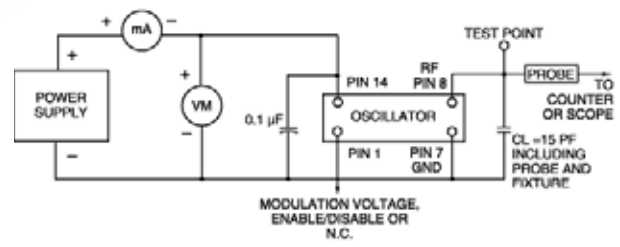
SHIPPING TUBE CROSS SECTION



OUTPUT WAVEFORM



TEST CIRCUIT DIAGRAM



MECHANICAL AND ENVIRONMENTAL SPECIFICATIONS

TEST METHODS	REFERENCE PROCEDURES	DESCRIPTION
Temperature Cycle	MIL-STD-833, Mtd 1010, Cond. B	-55°C to +125°C; Air-to-Air; 100 cycles; 10 min. dwell
Mechanical Shock	MIL-STD-883, Mtd 2002, Cond. B	1500 g's
Vibration	MIL-STD 883, Mtd 2007, Cond. B	20-2000 Hz; 0.06 inch; 15g's; 3 planes
Humidity Steady State	MIL-STD-202, Mtd 103	40°C; 90%-95% R.H.; 56 days
Thermal Shock	MIL-STD-883, Mtd 1011.7 Cond. B	100°C to 0°C; Water-to-Water; 15 cycles
Electrostatic Discharge	MIL-STD-883, Mtd 3015 Class II	2 KV to 4 KV Threshold
Solderability	MIL-STD-883, Mtd 2022.2	Solder dip; Meniscograph Criteria
Hermeticity	MIL-STD-883, Mtd 1014.8, Cond. A1	Mass spectro. 2 x 10 ⁻⁸ atmos. CC/sec He
Resistance to Soldering	MIL-STD-202, Mtd 210D, Cond. J	235°C; 30 seconds
Lead Integrity	MIL-STD-883, Mtd 2004.5, Cond. A, B1	Lead tension & bend stress
Marking Permanence	MIL-STD-883, Mtd 2015.8	Resistance to solvents
Life Test	MIL-STD-883, Mtd 1005.6	125°C, powered, 1000 hours minimum

MtronPTI reserves the right to make changes to the product(s) and service(s) described herein without notice. No liability is assumed as a result of their use or application.

Please see www.mtronpti.com for our complete offering and detailed datasheets. Contact us for your application specific requirements: MtronPTI 1-800-762-8800.