

STK4100MK5 Series

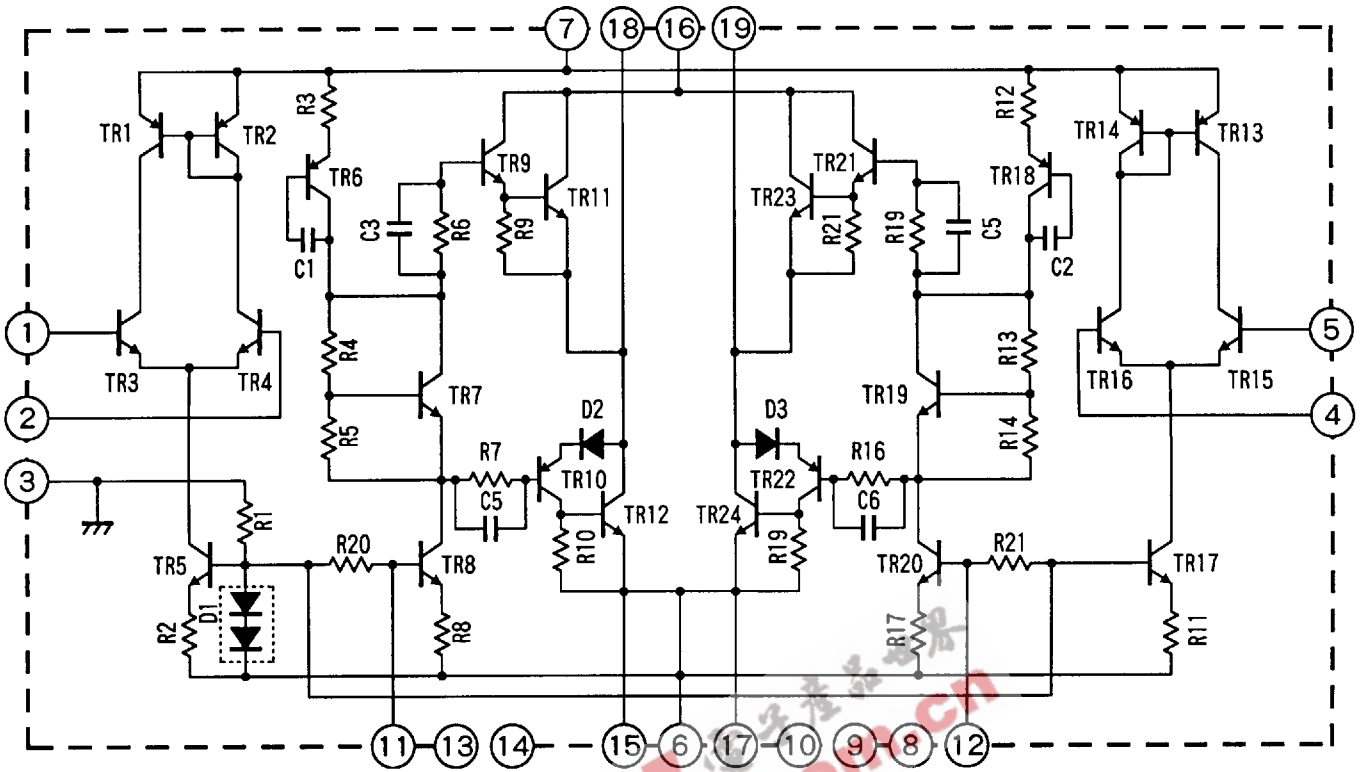
★2ch./1package, ± Power Supply
 ★6W/ch. ~ 100W/ch.
 ★THD = 0.08%

Model	Maximum Ratings 最大定格	Recommended Operating Conditions 推奨動作条件		Operating Characteristics (Recommend Operating Conditions at Test Circuit) 動作特性(Test Circuitにて 推奨動作条件による)			
	Vcc max [V]	Vcc [V]		Po max 1 RL=8Ω f=20~ 20kHz [W]	THD (V _G =40dB) [%]	Po max 2 RL=4Ω f=1kHz [W]	THD (V _G =40dB) [%]
		RL=8Ω	RL=4Ω				
STK4100MK5	±21.0	±14.0	±12.5	6 + 6	0.08	6 + 6	0.2
STK4110MK5	±27.0	±18.0	±14.5	10 + 10	0.08	10 + 10	0.2
*STK4120MK5	±32.0	±21.5	±18.0	15 + 15	0.08	15 + 15	0.2
*STK4130MK5	±36.0	±24.5	±21.5	20 + 20	0.08	20 + 20	0.2
STK4140MK5	±40.5	±27.0	±24.0	25 + 25	0.08	25 + 25	0.2
STK4150MK5	±42.0	±28.5	±25.0	30 + 30	0.08	35 + 35	0.2
STK4160MK5	±46.0	±30.5	±26.5	35 + 35	0.08	40 + 40	0.2
STK4170MK5	±49.0	±32.5	±28.0	40 + 40	0.08	45 + 45	0.2
STK4180MK5	±51.0	±34.0	±30.0	45 + 45	0.08	50 + 50	0.2
STK4190MK5	±53.0	±35.5	±32.0	50 + 50	0.08	55 + 55	0.2
STK4200MK5	±57.0	±39.0	-	60 + 60	0.08	-	-
STK4210MK5	±62.0	±43.0	-	70 + 70	0.08	-	-
STK4220MK5	±65.0	±45.0	-	80 + 80	0.08	-	-
STK4230MK5	±75.0	±51.0	-	100 + 100	0.08	-	-

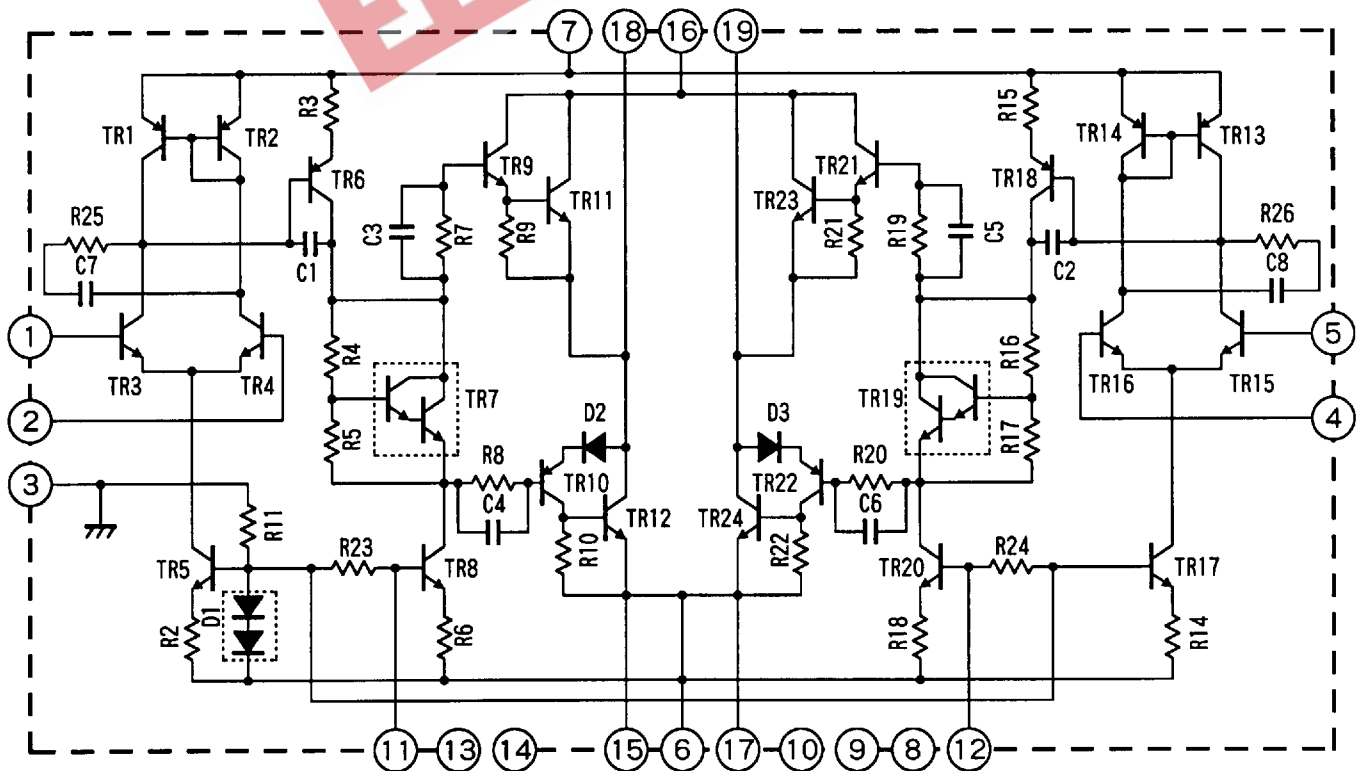
* Under mass production

Equivalent Circuit

① STK4100MK5 ~ STK4190MK5

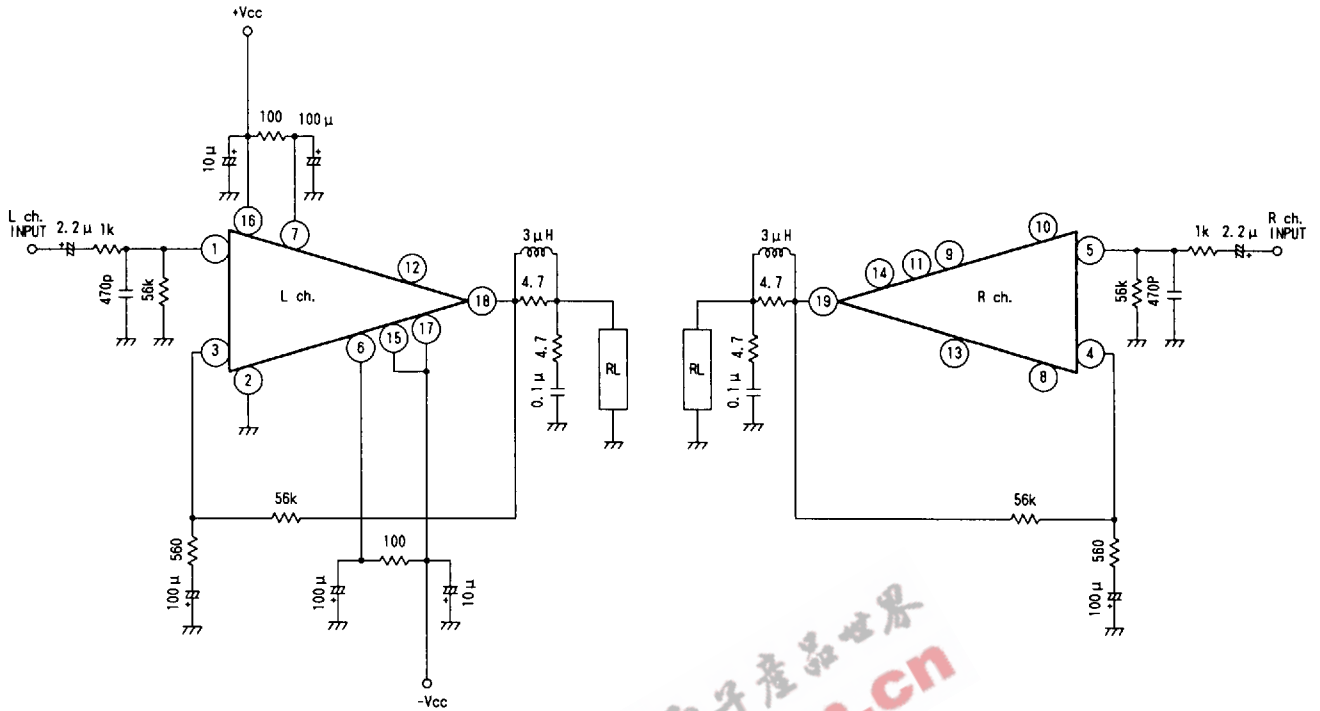


② STK4200MK5 ~ STK4230MK5

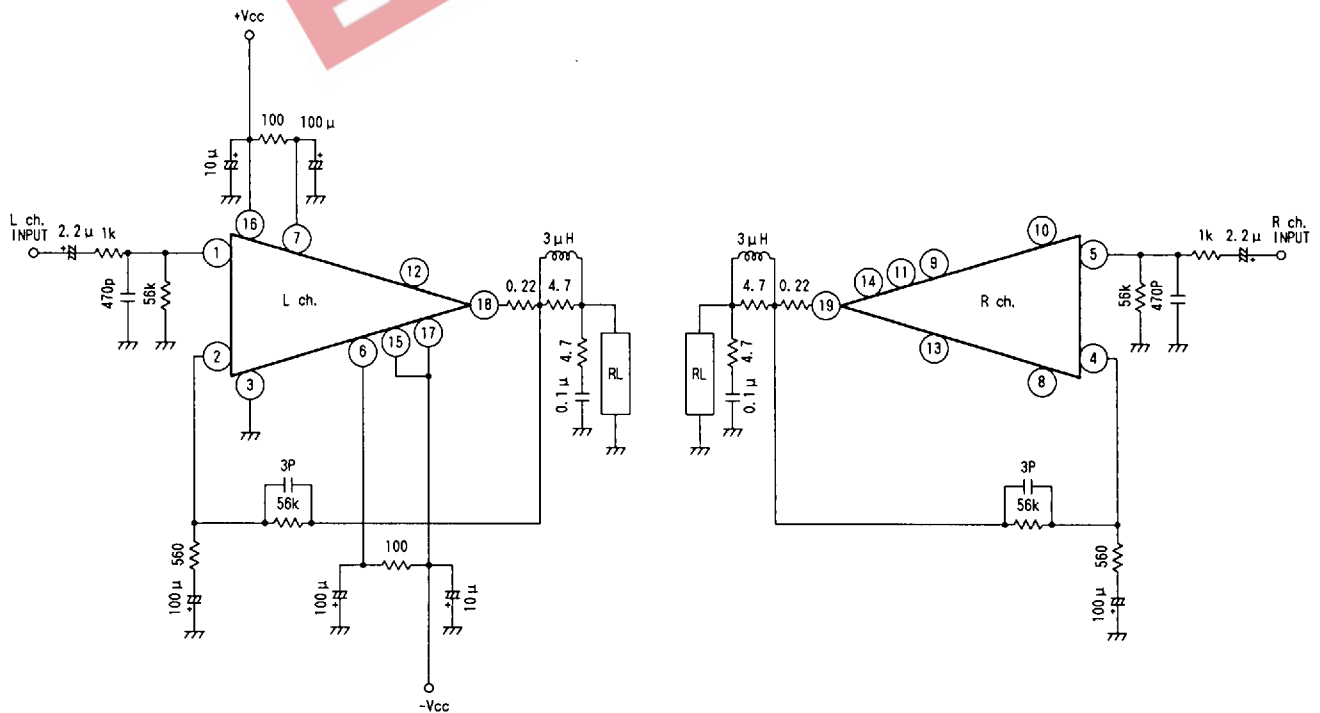


■ Test Circuit

④ STK4100MK5 ~ STK4190MK5

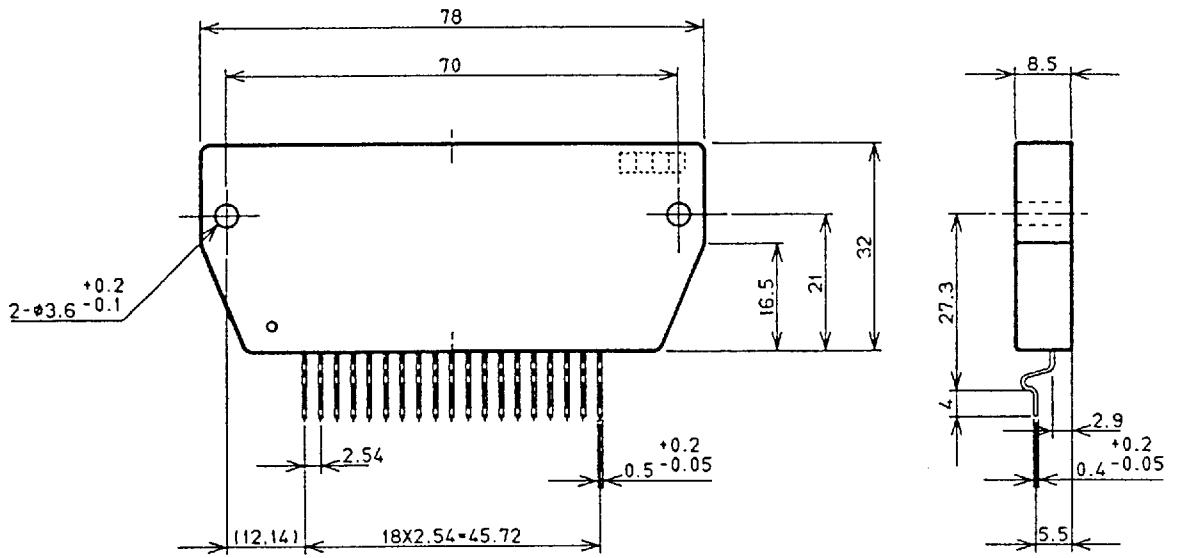


⑤ STK4200MK5 ~ STK4230MK5



■ Case Outline

① STK4100MK5 ~ STK4190MK5



② STK4200MK5 ~ STK4230MK5

