

SA5.0 THRU SA170CA

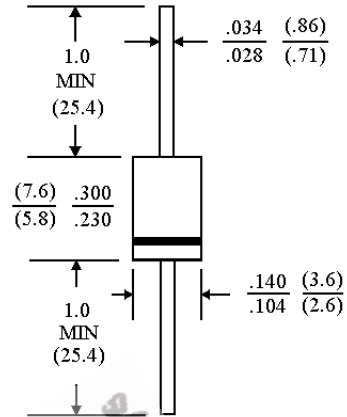
GLASS PASSIVATED JUNCTION TRANSIENT VOLTAGE SUPPRESSOR

VOLTAGE - 5.0 TO 170 Volts 500 Watt Peak Pulse Power

FEATURES

- Plastic package has Underwriters Laboratory Flammability Classification 94V-O
- Glass passivated chip junction
- 500W Peak Pulse Power capability on 10/1000 μ S waveform
- Excellent clamping capability
- Repetition rate(duty cycle): 0.01%
- Low incremental surge resistance
- Fast response time: typically less than 1.0 ps from 0 volts to BV for unidirectional and 5.0ns for bidirectional types
- Typical I_D less than 1 μ A above 10V
- High temperature soldering guaranteed: 300 $^{\circ}$ C/10 seconds/.375", (9.5mm) lead length/5lbs., (2.3kg) tension

DO-15



Dimensions in inches and (millimeters)

MECHANICAL DATA

Case: JEDEC DO-15 molded plastic over passivated junction

Terminals: Plated Axial leads, solderable per MIL-STD-750, Method 2026

Polarity: Color band denoted positive end(cathode) except Bidirectionals

Mounting Position: Any

Weight: 0.015 ounce, 0.4 gram

DEVICES FOR BIPOLAR APPLICATIONS

For Bidirectional use C or CA Suffix for types
Electrical characteristics apply in both directions.

MAXIMUM RATINGS AND CHARACTERISTICS

Ratings at 25 $^{\circ}$ C ambient temperature unless otherwise specified.

| RATING | SYMBOL | VALUE | UNITS |
|---|----------------|-------------|--------------|
| Peak Pulse Power Dissipation on 10/1000 μ S waveform (Note 1, FIG.1) | P_{PPM} | Minimum 500 | Watts |
| Peak Pulse Current of on 10/1000 μ S waveform (Note 1, FIG.3) | I_{PPM} | SEE TABLE 1 | Amps |
| Steady State Power Dissipation at $T_L=75^{\circ}$ C Lead Lengths .375", (9.5mm) (Note 2) | $P_{M(AV)}$ | 1.0 | Watts |
| Peak Forward Surge Current, 8.3ms Single Half Sine-Wave Superimposed on Rated Load, Unidirectional only (JEDEC Method) (Note 3) | I_{FSM} | 70 | Amps |
| Operating Junction and Storage Temperature Range | T_J, T_{STG} | -65 to +175 | $^{\circ}$ C |

NOTES:

- 1.Non-repetitive current pulse, per Fig. 3 and derated above $T_A=25^{\circ}$ C per Fig. 2.
- 2.Mounted on Copper Leaf area of 1.57in²(40mm²) PER Figure 5.
- 3.8.3ms single half sine-wave or equivalent square wave, Duty cycle= 4 pulses per minute maximum.

RATING AND CHARACTERISTIC CURVES SA5.0 THRU SA170CA

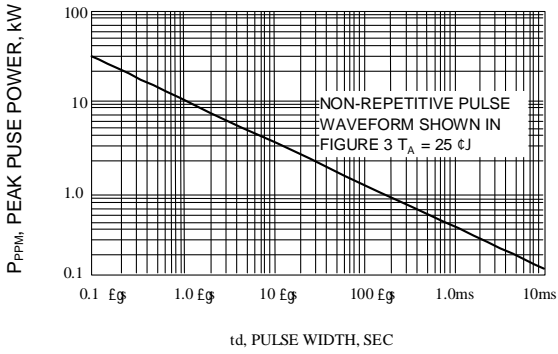


Fig. 1-PEAK PULSE POWER RATING CURVE

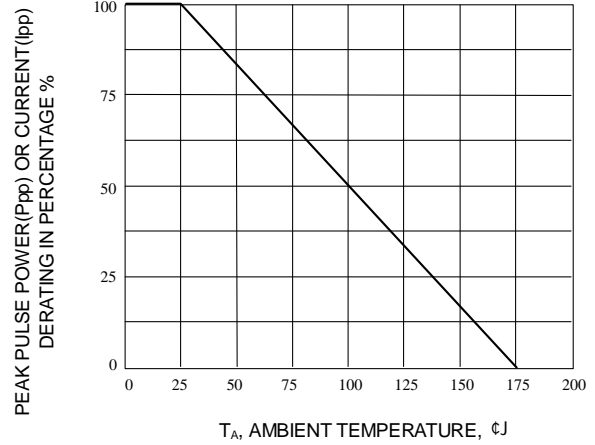


Fig. 2-PULSE DERATING CURVE

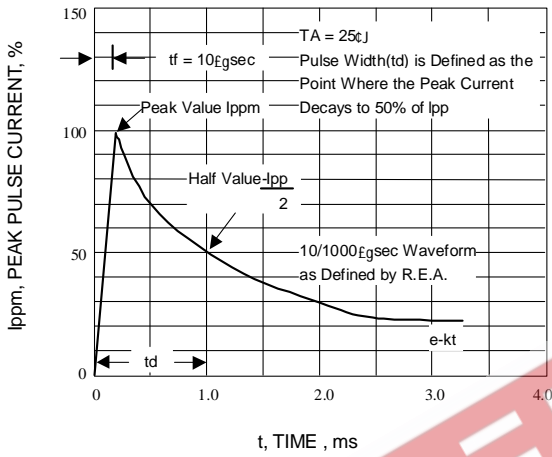


Fig. 3-PULSE WAVEFORM

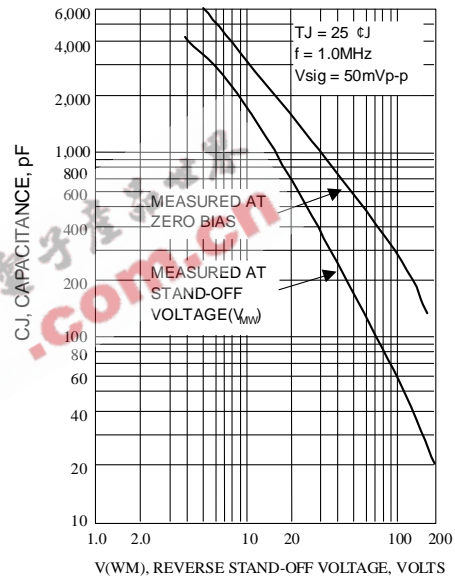


Fig. 4-TYPICAL JUNCTION CAPACITANCE UNIDIRECTIONAL

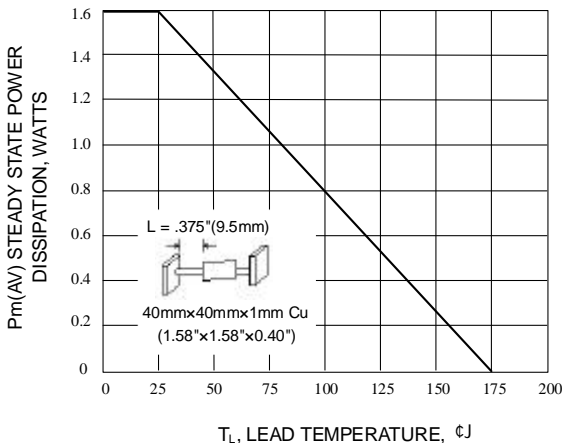


Fig. 5-STEADY STATE POWER DERATING CURVE

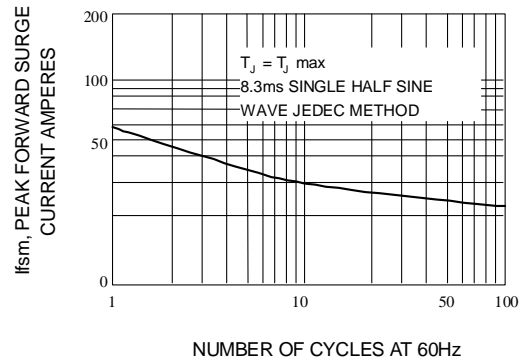


Fig. 6-MAXIMUM NON-REPETITIVE PEAK FORWARD SURGE CURRENT UNIDIRECTIONAL ONLY

UNI-DIRECTIONAL 500 Watt Axial Lead TVS

| UNI-DIRECTIONAL PART NUMBER | REVERSE STAND-OFF VOLTAGE VRWM (V) | BREAKDOWN VOLTAGE VBR (V) MIN. @IT | BREAKDOWN VOLTAGE VBR (V) MAX. @IT | TEST CURRENT IT (mA) | MAXIMUM CLAMPING VOLTAGE @I _{PP} VC (V) | PEAK PULSE CURRENT I _{PP} (A) | REVERSE LEAKAGE @VRWM IR (uA) |
|-----------------------------|------------------------------------|------------------------------------|------------------------------------|----------------------|--|--|-------------------------------|
| SA5.0 | 5.00 | 6.40 | 7.55 | 10 | 9.6 | 52.3 | 600 |
| SA5.0A | 5.00 | 6.40 | 7.25 | 10 | 9.2 | 54.3 | 600 |
| SA6.0 | 6.00 | 6.67 | 8.45 | 10 | 11.4 | 43.9 | 600 |
| SA6.0A | 6.00 | 6.67 | 7.67 | 10 | 10.3 | 48.5 | 600 |
| SA6.5 | 6.50 | 7.22 | 9.14 | 10 | 12.3 | 40.7 | 400 |
| SA6.5A | 6.50 | 7.22 | 8.30 | 10 | 11.2 | 44.7 | 400 |
| SA7.0 | 7.00 | 7.78 | 9.86 | 10 | 13.3 | 37.8 | 150 |
| SA7.0A | 7.00 | 7.78 | 8.95 | 10 | 12.0 | 41.7 | 150 |
| SA7.5 | 7.50 | 8.33 | 10.67 | 1 | 14.3 | 35.0 | 50 |
| SA7.5A | 7.50 | 8.33 | 9.58 | 1 | 12.9 | 38.8 | 50 |
| SA8.0 | 8.00 | 8.89 | 11.30 | 1 | 15.0 | 33.3 | 25 |
| SA8.0A | 8.00 | 8.89 | 10.23 | 1 | 13.6 | 36.7 | 25 |
| SA8.5 | 8.50 | 9.44 | 11.92 | 1 | 15.9 | 31.4 | 10 |
| SA8.5A | 8.50 | 9.44 | 10.82 | 1 | 14.4 | 34.7 | 10 |
| SA9.0 | 9.00 | 10.00 | 12.60 | 1 | 16.9 | 29.5 | 5 |
| SA9.0A | 9.00 | 10.00 | 11.50 | 1 | 15.4 | 32.5 | 5 |
| SA10 | 10.00 | 11.10 | 14.10 | 1 | 18.8 | 26.6 | 3 |
| SA10A | 10.00 | 11.10 | 12.80 | 1 | 17.0 | 29.4 | 3 |
| SA11 | 11.00 | 12.20 | 15.40 | 1 | 20.1 | 24.9 | 3 |
| SA11A | 11.00 | 12.20 | 14.00 | 1 | 18.2 | 27.4 | 3 |
| SA12 | 12.00 | 13.30 | 16.90 | 1 | 22.0 | 22.7 | 3 |
| SA12A | 12.00 | 13.30 | 15.30 | 1 | 19.9 | 25.1 | 3 |
| SA13 | 13.00 | 14.40 | 18.20 | 1 | 23.8 | 21.0 | 3 |
| SA13A | 13.00 | 14.40 | 16.50 | 1 | 21.5 | 23.2 | 3 |
| SA14 | 14.00 | 15.60 | 19.80 | 1 | 25.8 | 19.4 | 3 |
| SA14A | 14.00 | 15.60 | 17.90 | 1 | 23.2 | 21.5 | 3 |
| SA15 | 15.00 | 16.70 | 21.10 | 1 | 26.9 | 18.8 | 3 |
| SA15A | 16.00 | 16.70 | 19.20 | 1 | 24.4 | 20.6 | 3 |
| SA16 | 16.00 | 17.80 | 22.60 | 1 | 28.8 | 17.6 | 3 |
| SA16A | 16.00 | 17.80 | 20.50 | 1 | 26.0 | 19.2 | 3 |
| SA17 | 17.00 | 18.90 | 23.90 | 1 | 30.5 | 16.4 | 3 |
| SA17A | 17.00 | 18.90 | 21.70 | 1 | 27.6 | 16.1 | 3 |
| SA18 | 18.00 | 20.00 | 25.30 | 1 | 32.2 | 15.5 | 3 |
| SA18A | 18.00 | 20.00 | 23.30 | 1 | 29.2 | 17.2 | 3 |
| SA20 | 20.00 | 22.20 | 28.10 | 1 | 35.8 | 13.9 | 3 |
| SA20A | 20.00 | 22.20 | 25.50 | 1 | 32.4 | 15.4 | 3 |
| SA22 | 22.00 | 24.40 | 30.90 | 1 | 39.4 | 12.7 | 3 |
| SA22A | 22.00 | 24.40 | 28.00 | 1 | 35.5 | 14.1 | 3 |
| SA24 | 24.00 | 26.70 | 33.80 | 1 | 43.0 | 11.6 | 3 |
| SA24A | 24.00 | 26.70 | 30.70 | 1 | 38.9 | 12.8 | 3 |
| SA26 | 26.00 | 28.90 | 36.60 | 1 | 46.6 | 10.7 | 3 |
| SA26A | 26.00 | 28.90 | 33.20 | 1 | 42.1 | 11.9 | 3 |
| SA28 | 28.00 | 31.10 | 39.40 | 1 | 50.0 | 9.9 | 3 |
| SA28A | 28.00 | 31.10 | 35.80 | 1 | 45.4 | 11.0 | 3 |
| SA30 | 30.00 | 33.30 | 42.20 | 1 | 53.5 | 9.3 | 3 |
| SA30A | 30.00 | 33.30 | 38.30 | 1 | 48.4 | 10.3 | 3 |
| SA33 | 33.00 | 36.70 | 46.50 | 1 | 59.0 | 8.5 | 3 |
| SA33A | 33.00 | 36.70 | 42.20 | 1 | 53.3 | 9.4 | 3 |
| SA36 | 36.00 | 40.00 | 50.70 | 1 | 64.3 | 7.8 | 3 |
| SA36A | 36.00 | 40.00 | 46.00 | 1 | 58.1 | 8.6 | 3 |
| SA40 | 40.00 | 44.40 | 56.30 | 1 | 71.4 | 7.0 | 3 |
| SA40A | 40.00 | 44.40 | 51.10 | 1 | 64.5 | 7.8 | 3 |
| SA43 | 43.00 | 47.80 | 60.50 | 1 | 76.7 | 6.5 | 3 |
| SA43A | 43.00 | 47.80 | 54.90 | 1 | 69.4 | 7.2 | 3 |
| SA45 | 45.00 | 50.00 | 63.30 | 1 | 80.3 | 6.2 | 3 |
| SA45A | 45.00 | 50.00 | 57.50 | 1 | 72.7 | 6.9 | 3 |
| SA48 | 48.00 | 53.30 | 67.50 | 1 | 85.5 | 5.8 | 3 |
| SA48A | 48.00 | 53.30 | 61.30 | 1 | 77.4 | 6.5 | 3 |
| SA51 | 51.00 | 56.70 | 71.80 | 1 | 91.1 | 5.5 | 3 |
| SA51A | 51.00 | 56.70 | 65.20 | 1 | 82.4 | 6.1 | 3 |
| SA54 | 54.00 | 60.00 | 76.00 | 1 | 96.3 | 5.2 | 3 |
| SA54A | 54.00 | 60.00 | 69.00 | 1 | 87.1 | 5.7 | 3 |
| SA58 | 58.00 | 64.40 | 81.60 | 1 | 103.0 | 4.9 | 3 |
| SA58A | 58.00 | 64.40 | 74.10 | 1 | 93.6 | 5.3 | 3 |

UNI-DIRECTIONAL 500 Watt Axial Lead TVS

| UNI-DIRECTIONAL PART NUMBER | REVERSE STAND-OFF VOLTAGE VRWM (V) | BREAKDOWN VOLTAGE VBR (V) MIN. @IT | BREAKDOWN VOLTAGE VBR (V) MAX. @IT | TEST CURRENT IT (mA) | MAXIMUM CLAMPING VOLTAGE @I _{PP} VC (V) | PEAK PULSE CURRENT I _{PP} (A) | REVERSE LEAKAGE @VRWM IR (uA) |
|-----------------------------|------------------------------------|------------------------------------|------------------------------------|----------------------|--|--|-------------------------------|
| SA60 | 60.00 | 66.70 | 84.50 | 1 | 107.0 | 4.7 | 3 |
| SA60A | 60.00 | 66.70 | 76.70 | 1 | 96.8 | 5.2 | 3 |
| SA64 | 64.00 | 71.10 | 90.10 | 1 | 114.0 | 4.4 | 3 |
| SA64A | 64.00 | 71.10 | 81.80 | 1 | 103.0 | 4.9 | 3 |
| SA70 | 70.00 | 77.80 | 98.60 | 1 | 125.0 | 4.0 | 3 |
| SA70A | 70.00 | 77.80 | 89.50 | 1 | 113.0 | 4.4 | 3 |
| SA75 | 75.00 | 83.30 | 105.70 | 1 | 134.0 | 3.7 | 3 |
| SA75A | 75.00 | 83.30 | 95.80 | 1 | 121.0 | 4.1 | 3 |
| SA78 | 78.00 | 86.70 | 109.80 | 1 | 139.0 | 3.6 | 3 |
| SA78A | 78.00 | 86.70 | 99.70 | 1 | 126.0 | 4.0 | 3 |
| SA85 | 85.00 | 94.40 | 119.20 | 1 | 151.0 | 3.3 | 3 |
| SA85A | 85.00 | 94.40 | 108.20 | 1 | 137.0 | 3.6 | 3 |
| SA90 | 90.00 | 100.00 | 126.50 | 1 | 160.0 | 3.1 | 3 |
| SA90A | 90.00 | 100.00 | 115.50 | 1 | 146.0 | 3.4 | 3 |
| SA100 | 100.00 | 111.00 | 141.00 | 1 | 179.0 | 2.8 | 3 |
| SA100A | 100.00 | 111.00 | 128.00 | 1 | 162.0 | 3.1 | 3 |
| SA110 | 110.00 | 122.00 | 154.50 | 1 | 196.0 | 2.6 | 3 |
| SA110A | 110.00 | 122.00 | 140.50 | 1 | 177.0 | 2.8 | 3 |
| SA120 | 120.00 | 133.00 | 169.00 | 1 | 214.0 | 2.3 | 3 |
| SA120A | 120.00 | 133.00 | 153.00 | 1 | 193.0 | 2.0 | 3 |
| SA130 | 130.00 | 144.00 | 182.50 | 1 | 231.0 | 2.2 | 3 |
| SA130A | 130.00 | 144.00 | 165.50 | 1 | 209.0 | 2.4 | 3 |
| SA150 | 150.00 | 167.00 | 211.50 | 1 | 269.0 | 1.9 | 3 |
| SA150A | 150.00 | 167.00 | 192.50 | 1 | 243.0 | 2.1 | 3 |
| SA160 | 160.00 | 178.00 | 226.00 | 1 | 287.0 | 1.7 | 3 |
| SA160A | 160.00 | 178.00 | 205.00 | 1 | 259.0 | 1.9 | 3 |
| SA170 | 170.00 | 189.00 | 239.50 | 1 | 304.0 | 1.6 | 3 |
| SA170A | 170.00 | 189.00 | 217.50 | 1 | 275.0 | 1.8 | 3 |

EEPW.com.cn

BI-DIRECTIONAL 500 Watt Axial Lead TVS

| BI-DIRECTIONAL PART NUMBER | REVERSE STAND-OFF VOLTAGE VRWM (V) | BREAKDOWN VOLTAGE VBR (V) MIN. @IT | BREAKDOWN VOLTAGE VBR (V) MAX. @IT | TEST CURRENT IT (mA) | MAXIMUM CLAMPING VOLTAGE @I _{PP} VC (V) | PEAK PULSE CURRENT I _{PP} (A) | REVERSE LEAKAGE @VRWM IR (uA) |
|----------------------------|------------------------------------|------------------------------------|------------------------------------|----------------------|--|--|-------------------------------|
| SA5.0C | 5.00 | 6.40 | 7.55 | 10 | 9.6 | 52.3 | 1200 |
| SA5.0CA | 5.00 | 6.40 | 7.25 | 10 | 9.2 | 54.3 | 1200 |
| SA6.0C | 6.00 | 6.67 | 8.45 | 10 | 11.4 | 43.9 | 1200 |
| SA6.0CA | 6.00 | 6.67 | 7.67 | 10 | 10.3 | 48.5 | 1200 |
| SA6.5C | 6.50 | 7.22 | 9.14 | 10 | 12.3 | 40.7 | 800 |
| SA6.5CA | 6.50 | 7.22 | 8.30 | 10 | 11.2 | 44.7 | 800 |
| SA7.0C | 7.00 | 7.78 | 9.86 | 10 | 13.3 | 37.8 | 300 |
| SA7.0CA | 7.00 | 7.78 | 8.95 | 10 | 12.0 | 41.7 | 300 |
| SA7.5C | 7.50 | 8.33 | 10.67 | 1 | 14.3 | 35.0 | 100 |
| SA7.5CA | 7.50 | 8.33 | 9.58 | 1 | 12.9 | 38.8 | 100 |
| SA8.0C | 8.00 | 8.89 | 11.30 | 1 | 15.0 | 33.3 | 50 |
| SA8.0CA | 8.00 | 8.89 | 10.23 | 1 | 13.6 | 36.7 | 50 |
| SA8.5C | 8.50 | 9.44 | 11.92 | 1 | 15.9 | 31.4 | 20 |
| SA8.5CA | 8.50 | 9.44 | 10.82 | 1 | 14.4 | 34.7 | 20 |
| SA9.0C | 9.00 | 10.00 | 12.60 | 1 | 16.9 | 29.5 | 5 |
| SA9.0CA | 9.00 | 10.00 | 11.50 | 1 | 15.4 | 32.5 | 5 |
| SA10C | 10.00 | 11.10 | 14.10 | 1 | 18.8 | 26.6 | 3 |
| SA10CA | 10.00 | 11.10 | 12.80 | 1 | 17.0 | 29.4 | 3 |
| SA11C | 11.00 | 12.20 | 15.40 | 1 | 20.1 | 24.9 | 3 |
| SA11CA | 11.00 | 12.20 | 14.00 | 1 | 18.2 | 27.4 | 3 |
| SA12C | 12.00 | 13.30 | 16.90 | 1 | 22.0 | 22.7 | 3 |
| SA12CA | 12.00 | 13.30 | 15.30 | 1 | 19.9 | 25.1 | 3 |
| SA13C | 13.00 | 14.40 | 18.20 | 1 | 23.8 | 21.0 | 3 |
| SA13CA | 13.00 | 14.40 | 16.50 | 1 | 21.5 | 23.2 | 3 |
| SA14C | 14.00 | 15.60 | 19.80 | 1 | 25.8 | 19.4 | 3 |
| SA14CA | 14.00 | 15.60 | 17.90 | 1 | 23.2 | 21.5 | 3 |
| SA15C | 15.00 | 16.70 | 21.10 | 1 | 26.9 | 18.8 | 3 |
| SA15CA | 16.00 | 16.70 | 19.20 | 1 | 24.4 | 20.6 | 3 |
| SA16C | 16.00 | 17.80 | 22.60 | 1 | 28.8 | 17.6 | 3 |
| SA16CA | 16.00 | 17.80 | 20.50 | 1 | 26.0 | 19.2 | 3 |
| SA17C | 17.00 | 18.90 | 23.90 | 1 | 30.5 | 16.4 | 3 |
| SA17CA | 17.00 | 18.90 | 21.70 | 1 | 27.6 | 16.1 | 3 |
| SA18C | 18.00 | 20.00 | 25.30 | 1 | 32.2 | 15.5 | 3 |
| SA18CA | 18.00 | 20.00 | 23.30 | 1 | 29.2 | 17.2 | 3 |
| SA20C | 20.00 | 22.20 | 28.10 | 1 | 35.8 | 13.9 | 3 |
| SA20CA | 20.00 | 22.20 | 25.50 | 1 | 32.4 | 15.4 | 3 |
| SA22C | 22.00 | 24.40 | 30.90 | 1 | 39.4 | 12.7 | 3 |
| SA22CA | 22.00 | 24.40 | 28.00 | 1 | 35.5 | 14.1 | 3 |
| SA24C | 24.00 | 26.70 | 33.80 | 1 | 43.0 | 11.6 | 3 |
| SA24CA | 24.00 | 26.70 | 30.70 | 1 | 38.9 | 12.8 | 3 |
| SA26C | 26.00 | 28.90 | 36.60 | 1 | 46.6 | 10.7 | 3 |
| SA26CA | 26.00 | 28.90 | 33.20 | 1 | 42.1 | 11.9 | 3 |
| SA28C | 28.00 | 31.10 | 39.40 | 1 | 50.0 | 9.9 | 3 |
| SA28CA | 28.00 | 31.10 | 35.80 | 1 | 45.4 | 11.0 | 3 |
| SA30C | 30.00 | 33.30 | 42.20 | 1 | 53.5 | 9.3 | 3 |
| SA30CA | 30.00 | 33.30 | 38.30 | 1 | 48.4 | 10.3 | 3 |
| SA33C | 33.00 | 36.70 | 46.50 | 1 | 59.0 | 8.5 | 3 |
| SA33CA | 33.00 | 36.70 | 42.20 | 1 | 53.3 | 9.4 | 3 |
| SA36C | 36.00 | 40.00 | 50.70 | 1 | 64.3 | 7.8 | 3 |
| SA36CA | 36.00 | 40.00 | 46.00 | 1 | 58.1 | 8.6 | 3 |
| SA40C | 40.00 | 44.40 | 56.30 | 1 | 71.4 | 7.0 | 3 |
| SA40CA | 40.00 | 44.40 | 51.10 | 1 | 64.5 | 7.8 | 3 |
| SA43C | 43.00 | 47.80 | 60.50 | 1 | 76.7 | 6.5 | 3 |
| SA43CA | 43.00 | 47.80 | 54.90 | 1 | 69.4 | 7.2 | 3 |
| SA45C | 45.00 | 50.00 | 63.30 | 1 | 80.3 | 6.2 | 3 |
| SA45CA | 45.00 | 50.00 | 57.50 | 1 | 72.7 | 6.9 | 3 |
| SA48C | 48.00 | 53.30 | 67.50 | 1 | 85.5 | 5.8 | 3 |
| SA48CA | 48.00 | 53.30 | 61.30 | 1 | 77.4 | 6.5 | 3 |
| SA51C | 51.00 | 56.70 | 71.80 | 1 | 91.1 | 5.5 | 3 |
| SA51CA | 51.00 | 56.70 | 65.20 | 1 | 82.4 | 6.1 | 3 |
| SA54C | 54.00 | 60.00 | 76.00 | 1 | 96.3 | 5.2 | 3 |
| SA54CA | 54.00 | 60.00 | 69.00 | 1 | 87.1 | 5.7 | 3 |
| SA58C | 58.00 | 64.40 | 81.60 | 1 | 103.0 | 4.9 | 3 |
| SA58CA | 58.00 | 64.40 | 74.10 | 1 | 93.6 | 5.3 | 3 |

BI-DIRECTIONAL 500 Watt Axial Lead TVS

| BI-DIRECTIONAL PART NUMBER | REVERSE STAND-OFF VOLTAGE VRWM (V) | BREAKDOWN VOLTAGE VBR (V) MIN. @IT | BREAKDOWN VOLTAGE VBR (V) MAX. @IT | TEST CURRENT IT (mA) | MAXIMUM CLAMPING VOLTAGE @I _{PP} VC (V) | PEAK PULSE CURRENT I _{PP} (A) | REVERSE LEAKAGE @VRWM IR (uA) |
|----------------------------|------------------------------------|------------------------------------|------------------------------------|----------------------|--|--|-------------------------------|
| SA60C | 60.00 | 66.70 | 84.50 | 1 | 107.0 | 4.7 | 3 |
| SA60CA | 60.00 | 66.70 | 76.70 | 1 | 96.8 | 5.2 | 3 |
| SA64C | 64.00 | 71.10 | 90.10 | 1 | 114.0 | 4.4 | 3 |
| SA64CA | 64.00 | 71.10 | 81.80 | 1 | 103.0 | 4.9 | 3 |
| SA70C | 70.00 | 77.80 | 98.60 | 1 | 125.0 | 4.0 | 3 |
| SA70CA | 70.00 | 77.80 | 89.50 | 1 | 113.0 | 4.4 | 3 |
| SA75C | 75.00 | 83.30 | 105.70 | 1 | 134.0 | 3.7 | 3 |
| SA75CA | 75.00 | 83.30 | 95.80 | 1 | 121.0 | 4.1 | 3 |
| SA78C | 78.00 | 86.70 | 109.80 | 1 | 139.0 | 3.6 | 3 |
| SA78CA | 78.00 | 86.70 | 99.70 | 1 | 126.0 | 4.0 | 3 |
| SA85C | 85.00 | 94.40 | 119.20 | 1 | 151.0 | 3.3 | 3 |
| SA85CA | 85.00 | 94.40 | 108.20 | 1 | 137.0 | 3.6 | 3 |
| SA90C | 90.00 | 100.00 | 126.50 | 1 | 160.0 | 3.1 | 3 |
| SA90CA | 90.00 | 100.00 | 115.50 | 1 | 146.0 | 3.4 | 3 |
| SA100C | 100.00 | 111.00 | 141.00 | 1 | 179.0 | 2.8 | 3 |
| SA100CA | 100.00 | 111.00 | 128.00 | 1 | 162.0 | 3.1 | 3 |
| SA110C | 110.00 | 122.00 | 154.50 | 1 | 196.0 | 2.6 | 3 |
| SA110CA | 110.00 | 122.00 | 140.50 | 1 | 177.0 | 2.8 | 3 |
| SA120C | 120.00 | 133.00 | 169.00 | 1 | 214.0 | 2.3 | 3 |
| SA120CA | 120.00 | 133.00 | 153.00 | 1 | 193.0 | 2.0 | 3 |
| SA130C | 130.00 | 144.00 | 182.50 | 1 | 231.0 | 2.2 | 3 |
| SA130CA | 130.00 | 144.00 | 165.50 | 1 | 209.0 | 2.4 | 3 |
| SA150C | 150.00 | 167.00 | 211.50 | 1 | 269.0 | 1.9 | 3 |
| SA150CA | 150.00 | 167.00 | 192.50 | 1 | 243.0 | 2.1 | 3 |
| SA160C | 160.00 | 178.00 | 226.00 | 1 | 287.0 | 1.7 | 3 |
| SA160CA | 160.00 | 178.00 | 205.00 | 1 | 259.0 | 1.9 | 3 |
| SA170C | 170.00 | 189.00 | 239.50 | 1 | 304.0 | 1.6 | 3 |
| SA170CA | 170.00 | 189.00 | 217.50 | 1 | 275.0 | 1.8 | 3 |

EEPW.com.cn