

MODEL 64

1/4" Square

Multiturn

Cermet Trimming

Potentiometer

1



ELECTRICAL

| | |
|--|--|
| Standard Resistance Range, Ohms | 10 to 1Meg |
| Standard Resistance Tolerance | ±10% |
| Input Voltage, Maximum | 200Vdc or rms not to exceed power rating |
| Slider Current, Maximum | 100mA or within rated power, whichever is less |
| Power Rating, Watts | 0.25 at 85°C derating to 0 at 150°C |
| End Resistance, Maximum | 2 Ohms |
| Actual Electrical Travel, Turns, Nominal | 12 |
| Dielectric Strength | 900Vrms |
| Insulation Resistance, Minimum | 1,000 Megohms |
| Resolution | Essentially infinite |
| Contact Resistance Variation, Maximum | 1% or 1 Ohms, whichever is greater |

ENVIRONMENTAL

| | |
|----------------------------------|--|
| Seal | 85°C Fluorinert® (No Leaks) |
| Temperature Coefficient, Maximum | ±100ppm/°C |
| Operating Temperature Range | -65°C to +150°C |
| Thermal Shock | 5 cycles, -65°C to +150°C (1% ΔRT, 1% ΔVR) |
| Moisture Resistance | Ten 24 hour cycles (1% ΔRT, IR 1,000 Megohms Min.) |
| Shock, 6ms Sawtooth | 100G's (1% ΔRT, 1% ΔVR) |
| Vibration | 20G's, 10 to 2,000 Hz (1% ΔRT, 1% ΔVR) |
| High Temperature Exposure | 250 hours at 125°C (2% ΔRT, 2% ΔVR) |
| Rotational Life | 200 cycles (2% ΔRT) |
| Load Life at 0.5 Watts | 1,000 hours at 85°C (2% ΔRT) |
| Resistance to Solder Heat | 260°C for 10 sec. (1% ΔRT) |

MECHANICAL

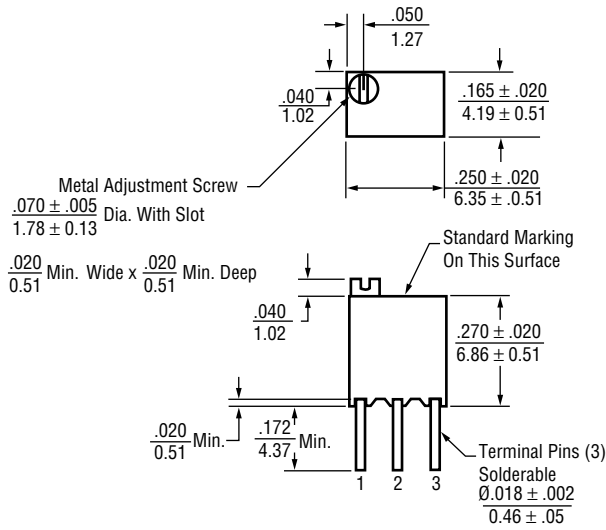
| | |
|--------------------------|--------------------------|
| Mechanical Stops | Clutch action, both ends |
| Torque, Starting Maximum | 3 oz.-in. (0.021 N-m) |
| Weight, Nominal | .014 oz. (0.40 grams) |

Fluorinert® is a registered trademark of 3M Company.
Specifications subject to change without notice.



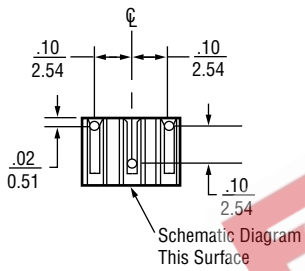
TOP ADJUSTMENT (Inch/mm)

Model 64W and 64Y

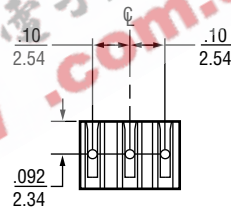


Note: Model 64W dimensions applicable to all models except as noted.

Model 64W



Model 64Y



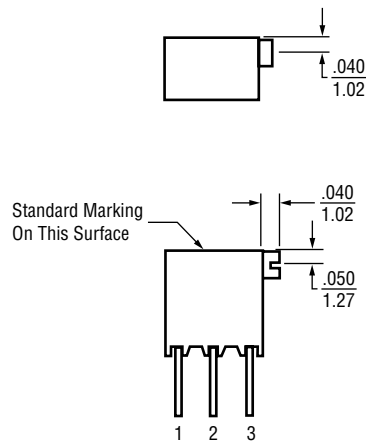
STANDARD RESISTANCE VALUES, OHMS

| | | | | | |
|----|-----|----|-----|------|------|
| 10 | 100 | 1K | 10K | 50K | 250K |
| 20 | 200 | 2K | 20K | 100K | 500K |
| 50 | 500 | 5K | 25K | 200K | 1Meg |

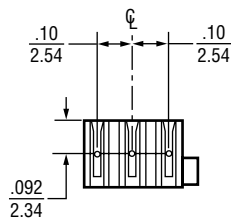
SIDE ADJUSTMENT (Inch/mm)

1

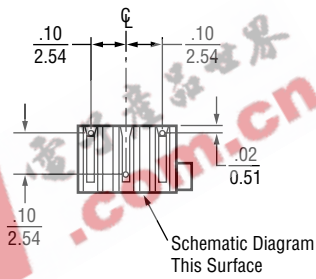
Model 64X and 64Z



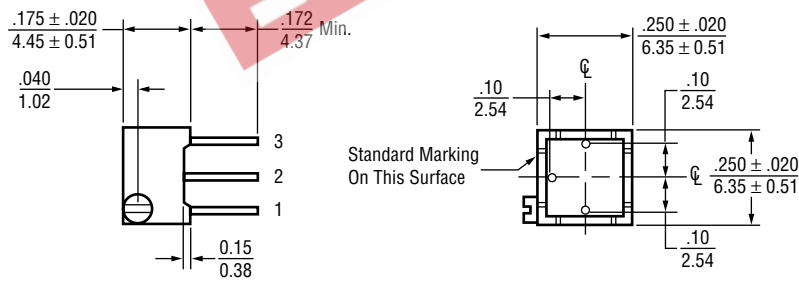
Model 64Z



Model 64X



Model 64P



PACKAGING

Standard: Tubes
All units oriented with #1 pin to same side.

| | Pin Style | | P,W,Y | X,Z |
|----------|-----------|---|-----------------|-----------------|
| Magazine | Width | = | 0.38" (9.65 mm) | 0.38" (9.65 mm) |
| | Height | = | 0.62" (15.75mm) | 0.62" (15.75mm) |
| | Length | = | 14.5" (368 mm) | 16.9" (429 mm) |
| | Capacity | = | 50 Units | 50 Units |

Option: Tape & Reel, Ammo Pack (Available only for 64Y and 64Z)
All units oriented with #1 pin to the right of the direction of feed.

| | | | |
|------|---|---|--|
| Tape | Seat Plane to Centerline of Sprocket Hole | = | .71" (18 mm) |
| | Width | = | 18 mm |
| | Sprocket | = | Single Hole .50" spacing |
| | Capacity | = | 1,000 Units |
| Reel | Diameter | = | 14" (363 mm) |
| Ammo | Tape Fold | = | 12" |
| | Box | = | 1.8" x 13" x 10" (46mm x 330mm x 254mm) |

ORDERING INFORMATION

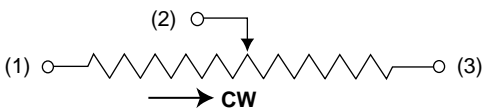
Standard:

Model Series **64** Pin Style **P** Resistance Value **R** Resistance Prefix **10K** RoHS Compliant Product Code - Optional **LF**

Option:

Pin Style **64 Y** Pin Style Suffix **F** (Used with AP & TR packaging options. "F" designates 0.6" min. lead length.) Resistance Value **R** Resistance Prefix **10K** Packaging Option **LF** (AP = Ammo pack, TR = Tape & Reel, (No code used for tubes)) RoHS Compliant Product Code - Optional **XX**

CIRCUIT DIAGRAM



NOTES

Metric equivalents, based on 1 inch = 25.4mm are rounded to the same number of significant figures as in the original. English units and are provided for general information only.

Tolerances unless otherwise specified:
Linear = ± .01 inches (.25mm)
Angular = ± 2 degrees

