

P/N: WP34F3BT

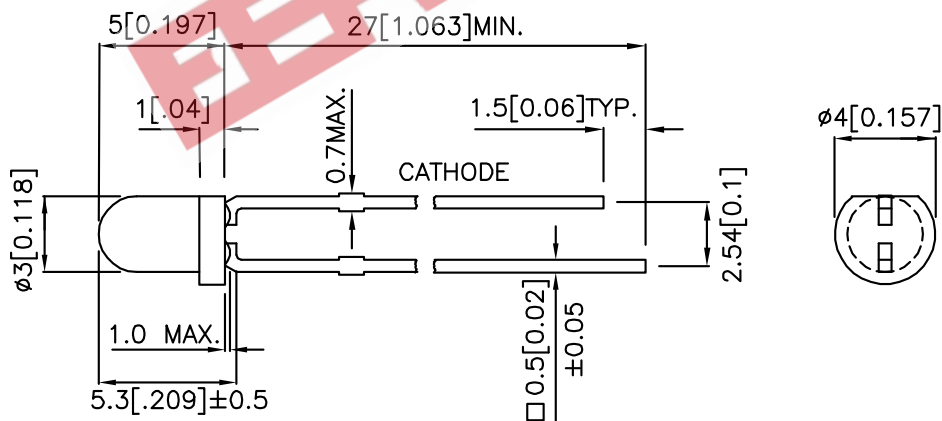
Features

- MECHANICALLY AND SPECTRALLY MATCHED TO THE WP34P3BT PHOTOTRANSISTOR.
- BLUE TRANSPARENT LENS.
- RoHS COMPLIANT.

Description

F3 Made with Gallium Arsenide Infrared Emitting diodes.

Package Dimensions



Notes:

1. All dimensions are in millimeters (inches).
2. Tolerance is $\pm 0.25(0.01)$ unless otherwise noted.
3. Lead spacing is measured where the leads emerge from the package.
4. Specifications are subject to change without notice.

Selection Guide

Part No.	Dice	Lens Type	Po (mW/sr) @20mA*50mA		Viewing Angle
			Min.	Typ.	2θ1/2
WP34F3BT	GaAs	BLUE TRANSPARENT	1.6	10	50°
			*7	*20	

Notes:

1. θ1/2 is the angle from optical centerline where the luminous intensity is 1/2 the optical centerline value.
2. * Luminous intensity with asterisk is measured at 50mA.

Electrical / Optical Characteristics at TA=25°C

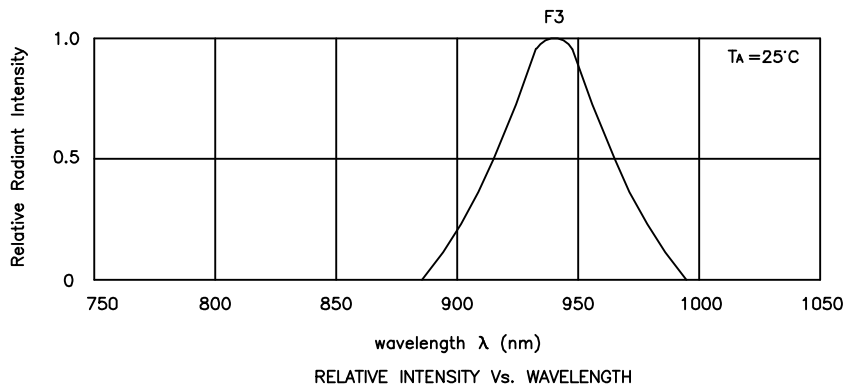
Item	P/N	Symbol	Typ.	Max.	Units	Test Conditions
Forward Voltage	F3	V _F	1.2	1.6	V	I _F =20mA
Reverse Current	F3	I _R	-	10	uA	V _R =5V
Capacitance	F3	C	90	-	pF	V _F =0V;f=1MHz
Peak Spectral Wavelength	F3	λ _P	940	-	nm	I _F =20mA
Spectral Bandwidth	F3	Δλ1/2	50	-	nm	I _F =20mA

Absolute Maximum Ratings at TA=25°C

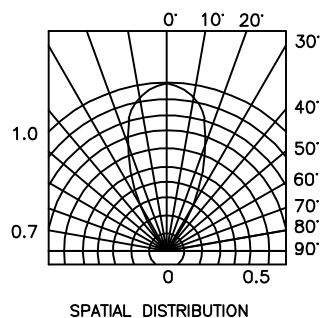
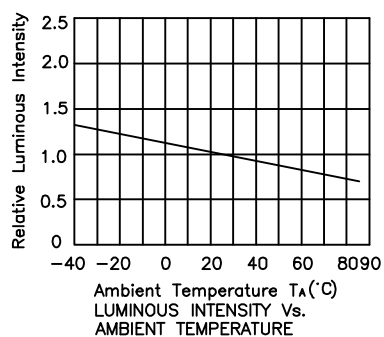
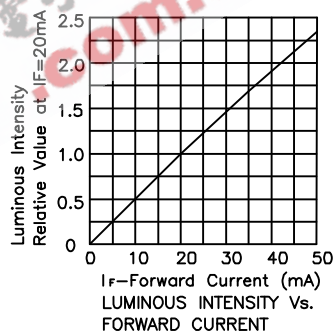
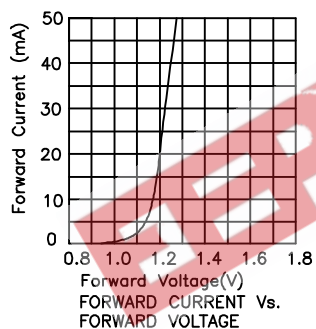
Parameter	Symbol	F3	Units
Power Dissipation	P _T	100	mW
DC Forward Current	I _F	50	mA
Peak Forward Current[1]	i _{Fs}	1.2	A
Reverse Voltage	V _R	5	V
Operating Temperature	T _A	-40 To +85	°C
Storage Temperature	T _{STG}	-40 To +85	°C
Lead Solder Temperature [2]	260°C For 3 Seconds		
Lead Solder Temperature [3]	260°C For 5 Seconds		

Notes:

1. 1/100 Duty Cycle, 10μs Pulse Width.
2. 2mm below package base.
3. 5mm below package base.

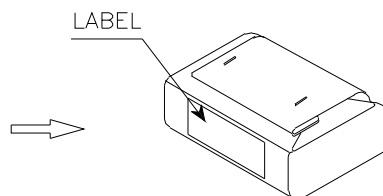
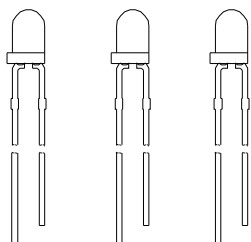


WP34F3BT



PACKING & LABEL SPECIFICATIONS

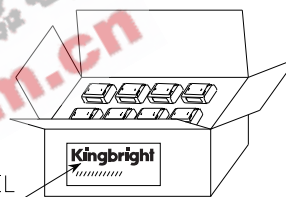
WP34F3BT




1,000PCS / BAG



56K / 9# BOX



28K / 5# BOX

Kingbright				
Q.C.	<table border="1"> <tr> <td style="text-align: center;">QC</td> </tr> <tr> <td style="text-align: center;">xxx xx xxxx</td> </tr> <tr> <td style="text-align: center;">PASSED</td> </tr> </table>	QC	xxx xx xxxx	PASSED
QC				
xxx xx xxxx				
PASSED				
TYPE NO : WP34XXX	Date			
QUANTITY : 1,000 pcs				
S/N : XXX	CODE: XX			
LOT NO : 				
RoHS Compliant				

Remarks:

If special sorting is required (e.g. binning based on forward voltage or radiant intensity/ luminous flux), the typical accuracy of the sorting process is as follows:

1. Radiant Intensity/ luminous flux: +/-15%
2. Forward Voltage: +/-0.1V

Note: Accuracy may depend on the sorting parameters.