

# CAPACITOR ARRAYS



Capacitor arrays combine separate multi-layer ceramic capacitors of the same value in a single passive component. The primary advantages of this device are a reduction in PCB space and placement time. The arrays are offered in three standard dielectrics and feature barrier terminations and tape & reel packaging.

## FEATURES

- Multiple Caps in One Chip
- Reduces Circuit Size
- Easier Handling
- Lower Placement Cost
- Increased Throughput

## APPLICATIONS

- Cellular / Pagers
- Handheld Equipment
- PCMCIA Cards
- Camcorders
- PC's & Peripherals

## CAPACITANCE / VOLTAGE SELECTION

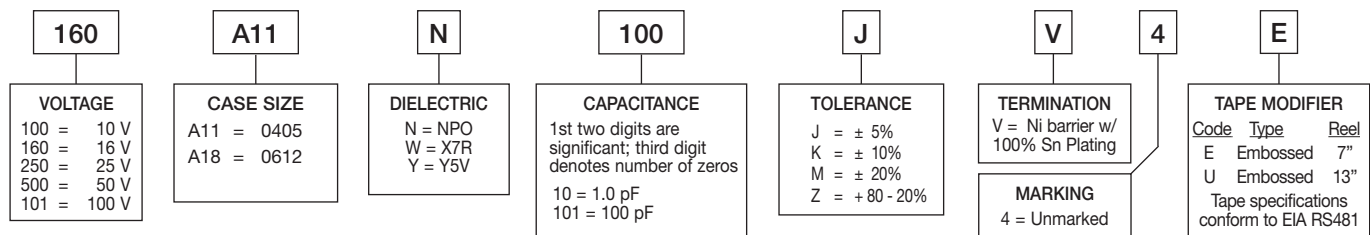
CHIP SIZE	RATED VOLTAGE	NPO DIELECTRIC		X7R DIELECTRIC		Y5V DIELECTRIC	
		min.	MAX.	min.	MAX.	min.	MAX.
A11 / 0405	10 VDC	10 pF	680 pF	560 pF	.047 $\mu$ F		
	16 VDC	10 pF	680 pF	560 pF	.033 $\mu$ F		
	25 VDC	10 pF	680 pF	560 pF	.022 $\mu$ F		
A18 / 0612	16 VDC			.033 $\mu$ F	.047 $\mu$ F	.150 $\mu$ F	.220 $\mu$ F
	25 VDC			.015 $\mu$ F	.022 $\mu$ F	.068 $\mu$ F	.100 $\mu$ F
	50 VDC	330 pF	470 pF	6800 pF	.010 $\mu$ F	.010 $\mu$ F	.047 $\mu$ F
	100 VDC	10 pF	220 pF	220 pF	4700 pF		

Available capacitance values include the following significant R12 retma values and their multiples:

1.0 1.2 1.5 1.8 2.2 2.7 3.3 3.9 4.7 5.6 6.8 8.2 ( 1.0 = 1.0, 10, 100, 1000, etc.)

Please contact the factory for size/voltage/value combinations not shown.

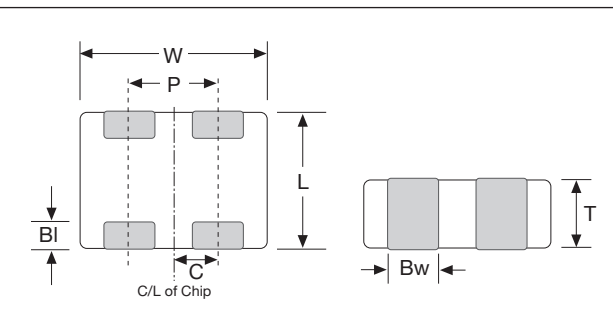
## HOW TO ORDER - CAPACITOR ARRAYS



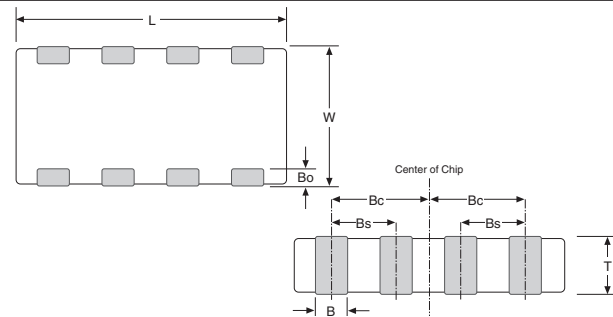
P/N written: 160A11N100JV4E

# CAPACITOR ARRAYS

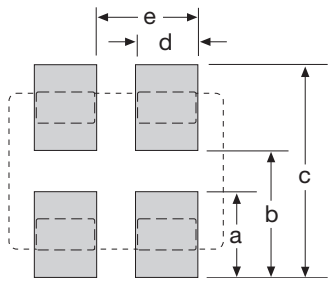
Mechanical Dimensions: Size A11		
	In	(mm)
L	.040 ± .005	(1.02±.13)
W	.055 ± .005	(1.40±.13)
T	.030 max.	(0.76 max.)
Bw	.015 ± .004	(0.38±0.10)
Bl	.010 ± .004	(0.25±0.10)
P	.026 ± .005	(0.66±0.13)
C	.013 ± .004	(0.33±0.10)



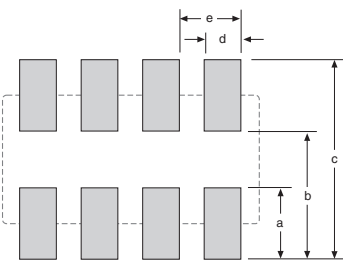
Mechanical Dimensions: Size A18		
	In	(mm)
L	.126±.008	(3.20±.02)
W	.063±.008	(1.60±.02)
T	.059 max.	(1.50 max.)
B	.016±.004	(0.41±0.1)
Bo	.008 Typical	(0.20 TYP)
Bs	.030 Typical	(0.76 TYP)
Bc	.045±.004	(1.14±0.1)



Solder Pad Dimensions: Size A11					
	a	b	c	d	e
Inches	.020	.030	.060	.013	.026
(mm)	(0.51)	(0.76)	(1.52)	(0.33)	(0.66)



Solder Pad Dimensions: Size A18					
	a	b	c	d	e
Inches	.035	.065	.100	.018	.030
(mm)	(0.89)	(1.65)	(2.54)	(0.46)	(0.79)



Dielectric specifications are listed on page 20.

