

MDE Semiconductor, Inc.

78-150 Calle Tampico, Unit 210, La Quinta, CA., USA 92253 Tel : 760-564-8656 • Fax : 760-564-2414
1-800-831-4881 Email: sales@mdesemiconductor.com Web: www.mdesemiconductor.com

1.5KE SERIES

GLASS PASSIVATED JUNCTION TRANSIENT VOLTAGE SUPPRESSOR

VOLTAGE- 6.8 TO 550 Volts

1500 Watt Peak Power 5.0 Watt Steady State

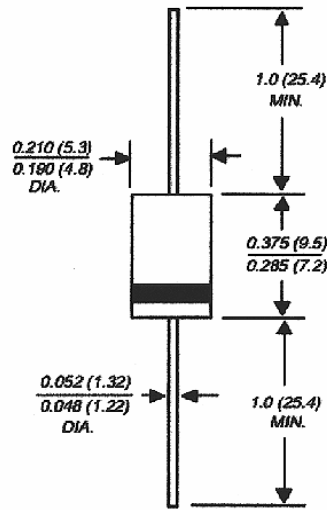
FEATURES

- Plastic package has Underwriters Laboratory Flammability Classification 94 V-O
- Glass passivated chip junction in Molded Plastic package
- 1500W surge capability at 1ms
- Excellent clamping capability
- Low zener impedance
- Fast response time: typically less than 1.0 ps from 0 volts to BV min.
- Typical IR less than 1µA above 10V
- High temperature soldering guaranteed: 250°C/10 seconds/ .375", (9.5mm) lead length, 5lbs., (2.3kg) tension

MECHANICAL DATA

Case: JEDEC DO-201 Molded plastic
 Terminals: Plated Axial leads, solderable per MIL-STD-750, Method 2026
 Polarity: Color band denoted positive end (cathode) except Bipolar
 Mounting Position: Any
 Weight: 0.045 ounces, 1.2 grams

DO-201



Dimensions in inches and (millimeters)

DEVICES FOR BIPOLAR APPLICATIONS

For Bidirectional use C or CA Suffix for types 1.5KE6.80 thru types 1.5KE550 (e.g. 1.5KE6.8C, 1.5KE550CA)

Electrical characteristics apply in both directions.

MAXIMUM RATINGS AND CHARACTERISTICS

Ratings at 25°C ambient temperature unless otherwise specified.

| RATING | SYMBOL | VALUE | UNITS |
|--|-----------------------------------|--------------|-------|
| Peak Pulse Power Dissipation at TA = 25 °C, TP = 1ms (NOTE 1) | P _{PPM} | Minimum 1500 | Watts |
| Peak Pulse Current of on 10/1000 µs waveform (Note 1) | I _{PPM} | SEE TABLE 1 | Amps |
| Steady State Power Dissipation at TL = 75°C Lead lengths .375", 9.5mm (Note 2) | P _{M(AV)} | 6.5 | Watts |
| Peak Forward Surge Current, 8.3ms Single Half Sine-wave Superimposed on Rated Load, (JEDEC Method)(Note 3) | I _{FSM} | 200 | Amps |
| Operating and Storage Temperature Range | T _J , T _{STG} | -55 +175 | °C |

NOTES:

1. Non-repetitive current pulse, per Fig.3 and derated above Ta=25 °C per Fig.2.
2. Mounted on Copper Pad area of 0.8x0.8" (20x20mm) per Fig.5.
3. 8.3ms single half sine-wave, or equivalent square wave, Duty cycle=4 pulses per minutes maximum.

Certified RoHS Compliant

UL File # E223026

MDE Semiconductor, Inc.

78-150 Calle Tampico, Unit 210, La Quinta, CA., USA 92253 Tel : 760-564-8656 • Fax : 760-564-2414
 1-800-831-4881 Email: sales@mdesemiconductor.com Web: www.mdesemiconductor.com

RATING AND CHARACTERISTIC CURVES 1.5KE SERIES

Fig. 1 - Peak Pulse Power Rating Curve



Fig. 2 - Pulse Derating Curve



Fig. 3 - Pulse Waveform

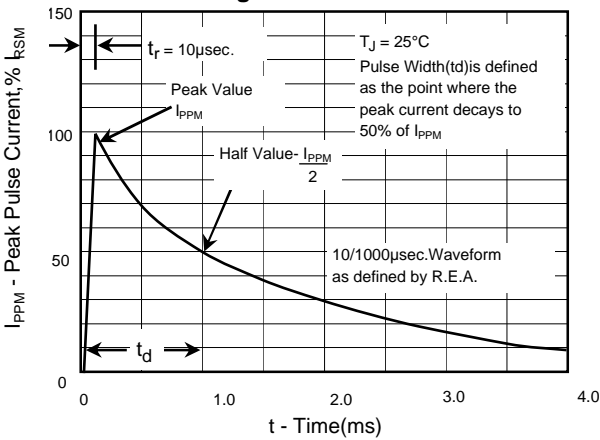


Fig. 4 - Typical Junction Capacitance



Fig. 5 - Steady State Power Derating Curve

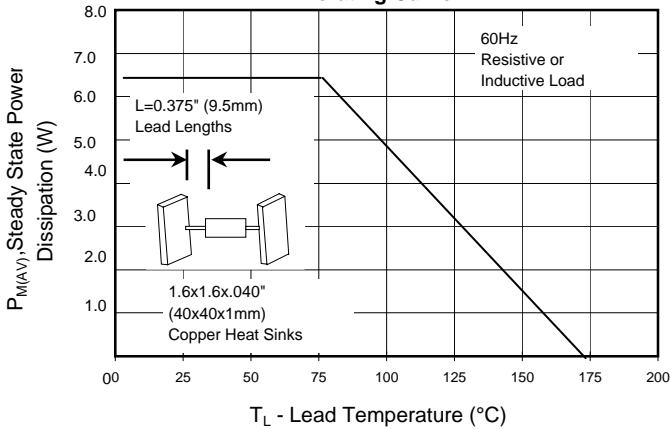
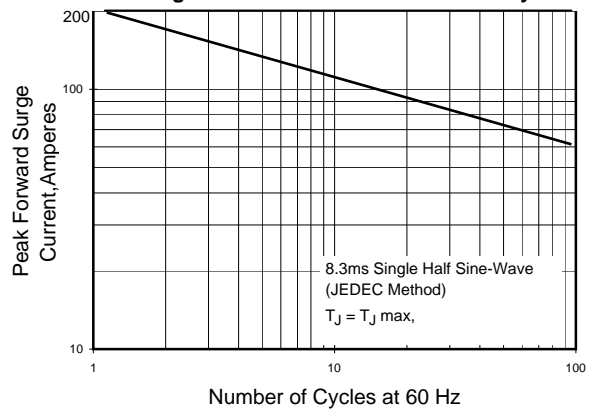


Fig. 6 - Maximum Non-Repetitive Forward Surge Current Uni-Directional Use Only



MDE Semiconductor, Inc.

78-150 Calle Tampico, Unit 210, La Quinta, CA., USA 92253 Tel: 760-564-8656 • Fax: 760-564-2414
1-800-831-4881 Email: sales@mdesemiconductor.com Web: www.mdesemiconductor.com

1500 Watt TVS

| UNI-POLAR | BI-POLAR | REVERSE STANDOFF VOLTAGE V_{RWM} (V) | BREAKDOWN VOLTAGE V_{BR} (V) MIN. @ I_T | BREAKDOWN VOLTAGE V_{BR} (V) MAX. @ I_T | TEST CURRENT (I_T) mA | MAXIMUM CLAMPING VOLTAGE @ I_{PP} V_C (V) | PEAK PULSE CURRENT I_{PP} (A) | REVERSE LEAKAGE @ V_{RWM} I_R (μ A) |
|-----------|------------|---|--|--|------------------------------------|--|--|---|
| 1.5KE6.8A | 1.5KE6.8CA | 5.80 | 6.45 | 7.14 | 10 | 10.5 | 144.8 | 1000 |
| 1.5KE7.5A | 1.5KE7.5CA | 6.40 | 7.13 | 7.88 | 10 | 11.3 | 134.5 | 500 |
| 1.5KE8.2A | 1.5KE8.2CA | 7.02 | 7.79 | 8.61 | 10 | 12.1 | 125.6 | 200 |
| 1.5KE9.1A | 1.5KE9.1CA | 7.78 | 8.65 | 9.50 | 10 | 13.4 | 113.4 | 50 |
| 1.5KE10A | 1.5KE10CA | 8.55 | 9.50 | 10.50 | 1 | 14.5 | 104.8 | 10 |
| 1.5KE11A | 1.5KE11CA | 9.40 | 10.50 | 11.60 | 1 | 15.6 | 97.4 | 5 |
| 1.5KE12A | 1.5KE12CA | 10.20 | 11.40 | 12.60 | 1 | 16.7 | 91.0 | 5 |
| 1.5KE13A | 1.5KE13CA | 11.10 | 12.40 | 13.70 | 1 | 18.2 | 83.5 | 5 |
| 1.5KE15A | 1.5KE15CA | 12.80 | 14.30 | 15.80 | 1 | 21.2 | 71.7 | 5 |
| 1.5KE16A | 1.5KE16CA | 13.60 | 15.20 | 16.80 | 1 | 22.5 | 67.6 | 5 |
| 1.5KE18A | 1.5KE18CA | 15.30 | 17.10 | 18.90 | 1 | 25.2 | 60.3 | 5 |
| 1.5KE20A | 1.5KE20CA | 17.10 | 19.00 | 21.00 | 1 | 27.7 | 54.9 | 5 |
| 1.5KE22A | 1.5KE22CA | 18.80 | 20.90 | 23.10 | 1 | 30.6 | 49.7 | 5 |
| 1.5KE24A | 1.5KE24CA | 20.50 | 22.80 | 25.20 | 1 | 33.2 | 45.8 | 5 |
| 1.5KE27A | 1.5KE27CA | 23.10 | 25.70 | 28.40 | 1 | 37.5 | 40.5 | 5 |
| 1.5KE30A | 1.5KE30CA | 25.60 | 28.50 | 31.50 | 1 | 41.4 | 36.7 | 5 |
| 1.5KE33A | 1.5KE33CA | 28.20 | 31.40 | 34.70 | 1 | 45.7 | 33.3 | 5 |
| 1.5KE36A | 1.5KE36CA | 30.80 | 34.20 | 37.80 | 1 | 49.9 | 30.5 | 5 |
| 1.5KE39A | 1.5KE39CA | 33.30 | 37.10 | 41.00 | 1 | 53.9 | 28.2 | 5 |
| 1.5KE43A | 1.5KE43CA | 36.80 | 40.90 | 45.20 | 1 | 59.3 | 25.6 | 5 |
| 1.5KE47A | 1.5KE47CA | 40.20 | 44.70 | 49.40 | 1 | 64.8 | 23.5 | 5 |
| 1.5KE51A | 1.5KE51CA | 43.60 | 48.50 | 53.60 | 1 | 70.1 | 21.7 | 5 |
| 1.5KE56A | 1.5KE56CA | 47.80 | 53.20 | 58.80 | 1 | 77.0 | 19.7 | 5 |
| 1.5KE62A | 1.5KE62CA | 53.00 | 58.90 | 65.10 | 1 | 85.0 | 17.9 | 5 |
| 1.5KE68A | 1.5KE68CA | 58.10 | 64.60 | 71.40 | 1 | 92.0 | 16.5 | 5 |
| 1.5KE75A | 1.5KE75CA | 64.10 | 71.30 | 78.80 | 1 | 103.0 | 14.8 | 5 |
| 1.5KE82A | 1.5KE82CA | 70.10 | 77.90 | 86.10 | 1 | 113.0 | 13.5 | 5 |
| 1.5KE91A | 1.5KE91CA | 77.80 | 86.50 | 95.50 | 1 | 125.0 | 12.2 | 5 |
| 1.5KE100A | 1.5KE100CA | 85.50 | 95.00 | 105.00 | 1 | 137.0 | 11.1 | 5 |
| 1.5KE110A | 1.5KE110CA | 94.00 | 105.00 | 116.00 | 1 | 152.0 | 10.0 | 5 |
| 1.5KE120A | 1.5KE120CA | 102.00 | 114.00 | 126.00 | 1 | 165.0 | 9.2 | 5 |
| 1.5KE130A | 1.5KE130CA | 111.00 | 124.00 | 137.00 | 1 | 179.0 | 8.5 | 5 |
| 1.5KE150A | 1.5KE150CA | 128.00 | 143.00 | 158.00 | 1 | 207.0 | 7.3 | 5 |
| 1.5KE160A | 1.5KE160CA | 136.00 | 152.00 | 168.00 | 1 | 219.0 | 6.9 | 5 |
| 1.5KE170A | 1.5KE170CA | 145.00 | 162.00 | 179.00 | 1 | 234.0 | 6.5 | 5 |
| 1.5KE180A | 1.5KE180CA | 154.00 | 171.00 | 189.00 | 1 | 246.0 | 6.2 | 5 |
| 1.5KE200A | 1.5KE200CA | 171.00 | 190.00 | 210.00 | 1 | 274.0 | 5.5 | 5 |
| 1.5KE220A | 1.5KE220CA | 185.00 | 209.00 | 231.00 | 1 | 328.0 | 4.6 | 5 |
| 1.5KE250A | 1.5KE250CA | 214.00 | 237.00 | 263.00 | 1 | 344.0 | 4.4 | 5 |
| 1.5KE300A | 1.5KE300CA | 256.00 | 285.00 | 315.00 | 1 | 414.0 | 3.7 | 5 |
| 1.5KE350A | 1.5KE350CA | 300.00 | 332.00 | 368.00 | 1 | 482.0 | 3.2 | 5 |
| 1.5KE400A | 1.5KE400CA | 342.00 | 380.00 | 420.00 | 1 | 548.0 | 2.8 | 5 |
| 1.5KE440A | 1.5KE440CA | 376.00 | 418.00 | 462.00 | 1 | 602.0 | 2.5 | 5 |
| 1.5KE480A | 1.5KE480CA | 408.00 | 456.00 | 504.00 | 1 | 658.0 | 2.3 | 5 |
| 1.5KE510A | 1.5KE510CA | 434.00 | 485.00 | 535.00 | 1 | 698.0 | 2.1 | 5 |
| 1.5KE530A | 1.5KE530CA | 450.00 | 503.50 | 556.50 | 1 | 725.0 | 2.1 | 5 |
| 1.5KE540A | 1.5KE540CA | 459.00 | 513.00 | 567.00 | 1 | 740.0 | 2.0 | 5 |
| 1.5KE550A | 1.5KE550CA | 467.00 | 522.50 | 577.50 | 1 | 760.0 | 2.0 | 5 |

For bidirectional type having V_{RWM} of 10 volts and less, the IR limit is double.
For parts without A , the VBR is $\pm 10\%$

Certified RoHS Compliant
UL File # E223026