



Frontier Electronics Corp.

667 E. COCHRAN STREET, SIMI VALLEY, CA 93065

TEL: (805) 522-9998 FAX: (805) 522-9989

E-mail: frontiersales@frontierusa.com

Web: <http://www.frontierusa.com>

SMD Wire Wound Ferrite Chip Inductors--1008F series

A. Electrical specifications:

Part No.	L (uH)	Tol.	Q (min.)	SRF (min.) (MHz)	DCR (Ω) (Max)	I rms. (mA)	Color Code		
							1st	2nd	3rd
1008F-47N	0.047@50MHZ	K, J	50@50MHZ	1800	0.045	650	YELLOW	VIOLET	BLACK
1008F-68N	0.068@50MHZ	K, J	50@50MHZ	1800	0.045	650	BLUE	GRAY	BLACK
1008F-82N	0.082@50MHZ	K, J	50@50MHZ	1800	0.035	1000	GRAY	RED	BLACK
1008F-R10	0.100@50MHZ	K, J	50@50MHZ	1800	0.196	700	BROWN	BLACK	BROWN
1008F-R18	0.180@50MHZ	K, J	50@50MHZ	1000	0.290	700	BROWN	GRAY	BROWN
1008F-R20	0.200@50MHZ	K, J	50@50MHZ	900	0.285	700	RED	BLACK	BROWN
1008F-R24	0.240@50MHZ	K, J	50@50MHZ	900	0.135	700	RED	YELLOW	BROWN
1008F-R56	0.560@7.9MHZ	K, J	40@50MHZ	460	0.300	700	GREEN	BLUE	BROWN
1008F-R68	0.680@7.9MHZ	K, J	27@50MHZ	400	0.320	700	BLUE	GRAY	BROWN
1008F-1R0	1.0@50MHZ	K, J	50@50MHZ	380	0.260	650	BROWN	BLACK	RED
1008F-1R2	1.20@7.9MHz	K, J	48@50MHz	210	0.680	650	BROWN	RED	RED
1008F-1R5	1.50@7.9MHz	K, J	41@50MHz	190	0.760	630	BROWN	GREEN	RED
1008F-1R8	1.80@7.9MHz	K, J	39@50MHz	170	0.840	600	BROWN	GRAY	RED
1008F-2R2	2.20@7.9MHz	K, J	34@50MHz	150	1.10	520	RED	RED	RED
1008F-2R7	2.70@7.9MHz	K, J	34@50MHz	135	1.28	490	RED	VIOLET	RED
1008F-3R3	3.30@7.9MHz	K, J	32@50MHz	120	1.46	450	ORANGE	ORANGE	RED
1008F-3R9	3.90@7.9MHz	K, J	32@7.9MHz	105	1.56	420	ORANGE	WHITE	RED
1008F-4R7	4.70@7.9MHz	K, J	31@7.9MHz	90	1.68	400	YELLOW	VIOLET	RED
1008F-5R6	5.60@7.9MHz	K, J	31@7.9MHz	80	1.82	380	GREEN	BLUE	RED
1008F-6R8	6.80@7.9MHz	K, J	31@7.9MHz	70	2.00	360	BLUE	GRAY	RED
1008F-8R2	8.20@7.9MHz	K, J	23@7.9MHz	65	2.65	330	GRAY	RED	RED
1008F-100	10.0@7.9MHz	K, J	31@7.9MHz	60	2.95	300	BROWN	BLACK	ORANGE
1008F-120	12.0@7.9MHZ	K, J	30@7.9MHZ	50	3.35	270	BROWN	RED	ORANGE
1008F-150	15.0@7.9MHZ	K, J	38@7.9MHZ	50	3.04	250	BROWN	GREEN	ORANGE
1008F-220	22.0@2.52MHZ	K, J	10@2.52MHZ	10	2.80	125	RED	RED	ORANGE



Frontier Electronics Corp.

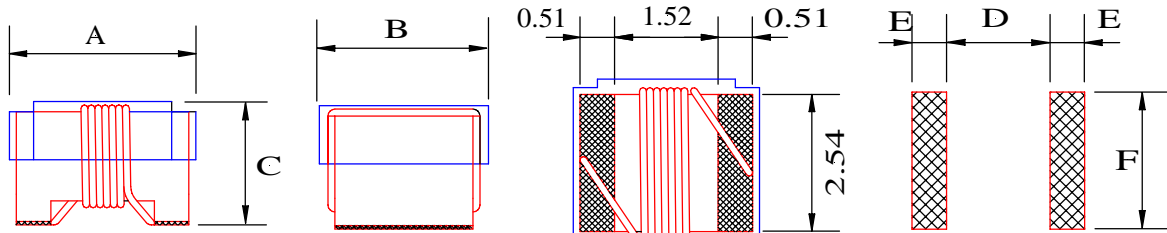
667 E. COCHRAN STREET, SIMI VALLEY, CA 93065
 TEL: (805) 522-9998 FAX: (805) 522-9989
 E-mail: frontiersales@frontierusa.com
 Web: <http://www.frontierusa.com>

SMD Wire Wound Ferrite Chip Inductors--1008F series

B. Dimensions: (Unit: mm.)

SERIES	A (Max.)	B (Max.)	C (Max.)	D (Max.)	E	F
1008F	2.92	2.79	2.03	1.27	1.02	2.54

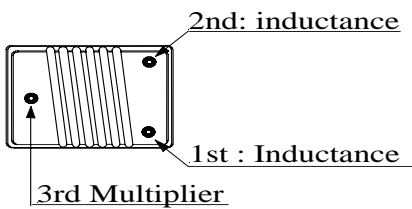
C. Mechanical Drawing:



Land Pattern

D. Color coding:

- These parts are marked with 3 color dots. The table at below shows the significance of each color.
- Dots 1 and 2 indicate the inductance in nH.
- Dots 3 indicate number of zeroes to be added.



Top view

0 = Black	5 = Green
1 = Brown	6 = Blue
2 = Red	7 = Violet
3 = Orange	8 = Gray
4 = Yellow	9 = White

Color code table



E. Feature:

- Tolerance: M: $\pm 20\%$, K: $\pm 10\%$, J: $\pm 5\%$, G: $\pm 2\%$, F: $\pm 1\%$.
- High Q at high frequency.
- High self-resonance frequency.
- For 15°C Temperature Rise.
- Inductance & Q measured using the HP4291B
- SRF measured using the HP8720D or HP8753E.
- DCR measured using the 502BC.
- Operating temperature: -40°C TO +125°C.
- Inductance Range:
 - 1008F (Ferrite) Series: 0.047uH(650mA)~10.0uH(300mA). SRF from 1800MHz to 60MHz.
- RoHS compliant.

F. Application:

* Pagers. * Mobile communication units. * Portable telephone. * Hybrid.

★ *Special specifications are available for customer's requirement.*



Frontier Electronics Corp.

667 E. COCHRAN STREET, SIMI VALLEY, CA 93065

TEL: (805) 522-9998 FAX: (805) 522-9989

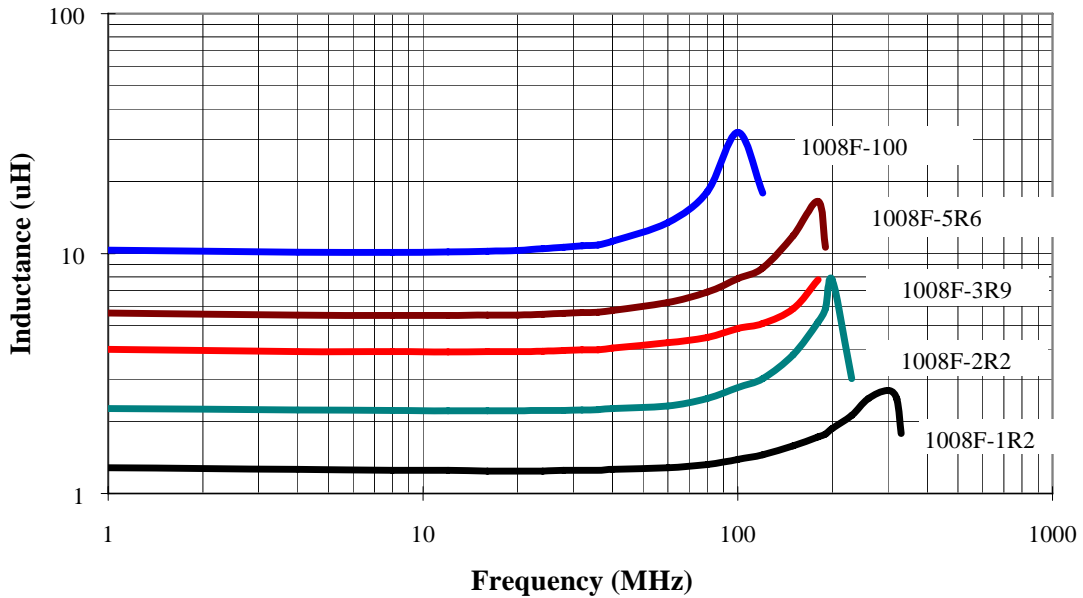
E-mail: frontiersales@frontierusa.com

Web: <http://www.frontierusa.com>

SMD Wire Wound Ferrite Chip Inductors--1008F series

F. Characteristic curve:

1. L vs. Frequency:



2. Typical Q vs. Frequency:

