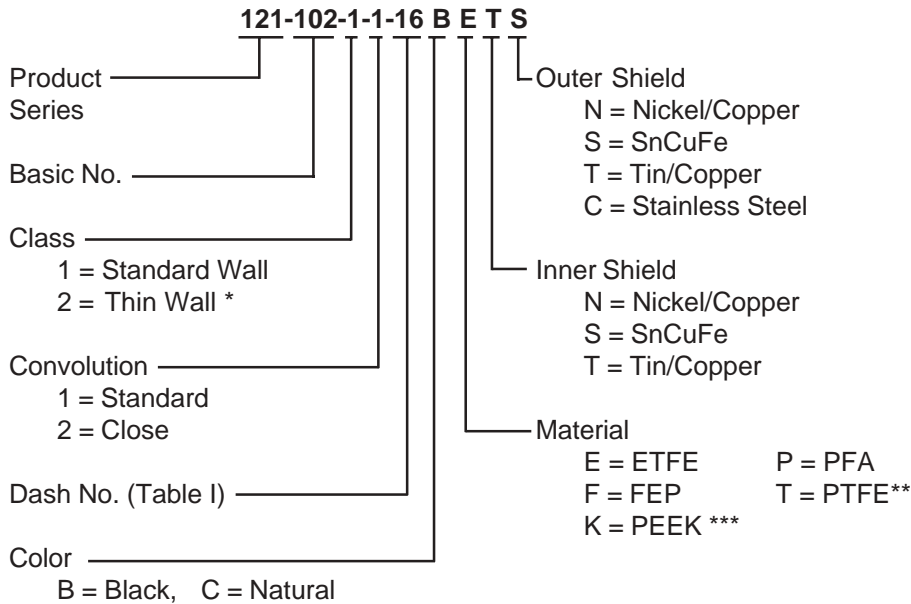


121-102 - Type E
Series 74 Helical Convoluted Tubing (MIL-T-81914) Natural or Black PFA, FEP, PTFE, Tefzel® (ETFE) or PEEK



TYPE E
TWO EXTERNAL SHIELDS

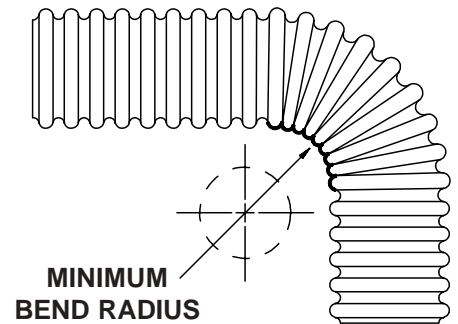
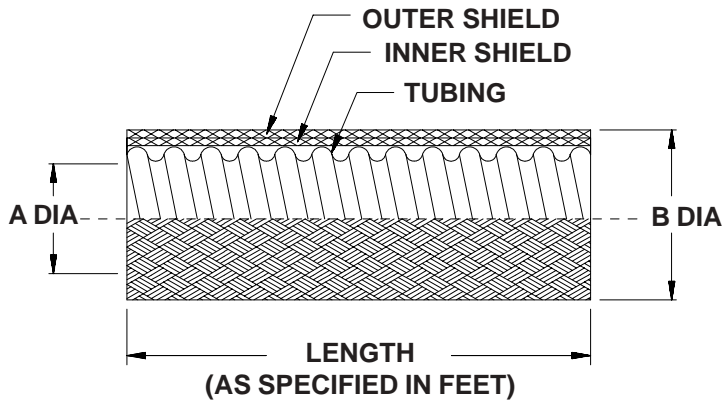


TABLE I

DASH NO.	FRACTIONAL SIZE REF	A INSIDE DIA MIN	B DIA MAX	MINIMUM BEND RADIUS *
06	3/16	.181 (4.6)	.420 (10.7)	.50 (12.7)
09	9/32	.273 (6.9)	.514 (13.1)	.75 (19.1)
10	5/16	.306 (7.8)	.550 (14.0)	.75 (19.1)
12	3/8	.359 (9.1)	.610 (15.5)	.88 (22.4)
14	7/16	.427 (10.8)	.671 (17.0)	1.00 (25.4)
16	1/2	.480 (12.2)	.750 (19.1)	1.25 (31.8)
20	5/8	.603 (15.3)	.870 (22.1)	1.50 (38.1)
24	3/4	.725 (18.4)	1.030 (26.2)	1.75 (44.5)
28	7/8	.860 (21.8)	1.173 (29.8)	1.88 (47.8)
32	1	.970 (24.6)	1.326 (33.7)	2.25 (57.2)
40	1 1/4	1.205 (30.6)	1.639 (41.6)	2.75 (69.9)
48	1 1/2	1.437 (36.5)	1.932 (49.1)	3.25 (82.6)
56	1 3/4	1.688 (42.9)	2.182 (55.4)	3.63 (92.2)
64	2	1.937 (49.2)	2.432 (61.8)	4.25 (108.0)

* The minimum bend radius is based on Type A construction (see page D-3). For multiple-braided coverings, these minimum bend radii may be increased slightly.

Metric dimensions (mm) are in parentheses.

* Consult factory for thin-wall, close convolution combination.

** For PTFE maximum lengths - consult factory.

*** Consult factory for PEEK min/max dimensions.