

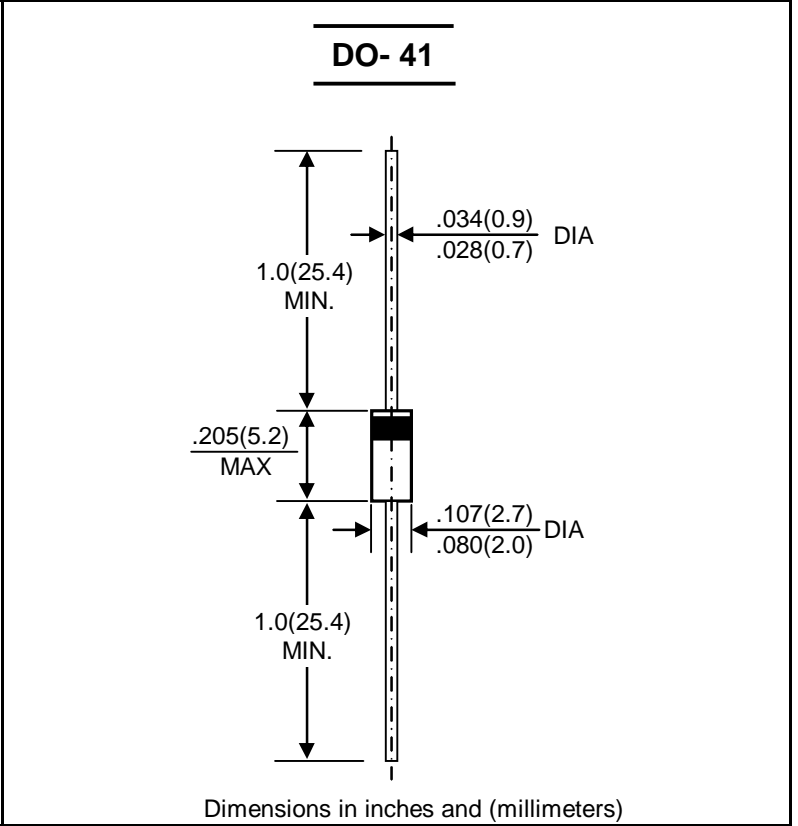
<b>GLASS PASSIVATED RECTIFIERS</b>	<b>REVERSE VOLTAGE - 50 to 1000 Volts</b> <b>FORWARD CURRENT - 1.0 Amperes</b>
------------------------------------	---

**FEATURES**

- Low cost
- Diffused junction
- Low forward voltage drop
- Low reverse leakage current
- High current capability
- The plastic material carries UL recognition 94V-0

**MECHANICAL DATA**

- Case: JEDEC DO-41 molded plastic
- Polarity: Color band denotes cathode
- Weight: 0.012 ounces , 0.34 grams
- Mounting position :Any



**MAXIMUM RATINGS AND ELECTRICAL CHARACTERISTICS**

Rating at 25°C ambient temperature unless otherwise specified.  
 Single phase, half wave ,60Hz, resistive or inductive load.  
 For capacitive load, derate current by 20%

CHARACTERISTICS	SYMBOL	1N4001G	1N4002G	1N4003G	1N4004G	1N4005G	1N4006G	1N4007G	UNIT
Maximum Recurrent Peak Reverse Voltage	V <sub>RRM</sub>	50	100	200	400	600	800	1000	V
Maximum RMS Voltage	V <sub>RMS</sub>	35	70	140	280	420	560	700	V
Maximum DC Blocking Voltage	V <sub>DC</sub>	50	100	200	400	600	800	1000	V
Maximum Average Forward Rectified Current @T <sub>A</sub> =75 °C	I(AV)	1.0							A
Peak Forward Surge Current 8.3ms Single Half Sine-Wave Super Imposed On Rated Load (JEDEC Method)	I <sub>FSM</sub>	30							A
Maximum Forward Voltage at 1.0A DC	V <sub>F</sub>	1.1							V
Maximum DC Reverse Current @T <sub>J</sub> =25°C at Rated DC Blocking Voltage @T <sub>J</sub> =100°C	I <sub>R</sub>	5.0							uA
Typical Junction Capacitance (Note1)	C <sub>J</sub>	15							pF
Typical Thermal Resistance (Note2)	R <sub>θJC</sub>	50							°C/W
Operating Temperature Range	T <sub>J</sub>	-55 to +150							°C
Storage Temperature Range	T <sub>STG</sub>	-65 to +175							°C

NOTES:1.Measured at 1.0 MHz and applied reverse voltage of 4.0V DC  
 2.Thermal resistance junction of ambient .375"(9.5mm) lead length

FIG. 1 - FORWARD CURRENT DERATING CURVE

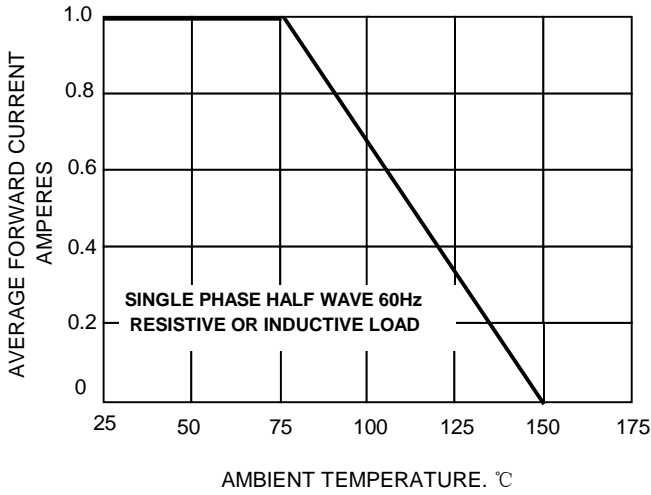


FIG. 2 - MAXIMUM NON-REPETITIVE SURGE CURRENT

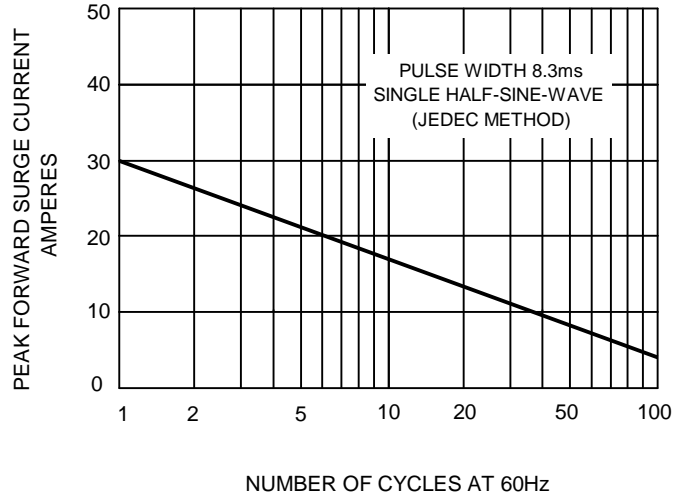


FIG. 3 - TYPICAL JUNCTION CAPACITANCE

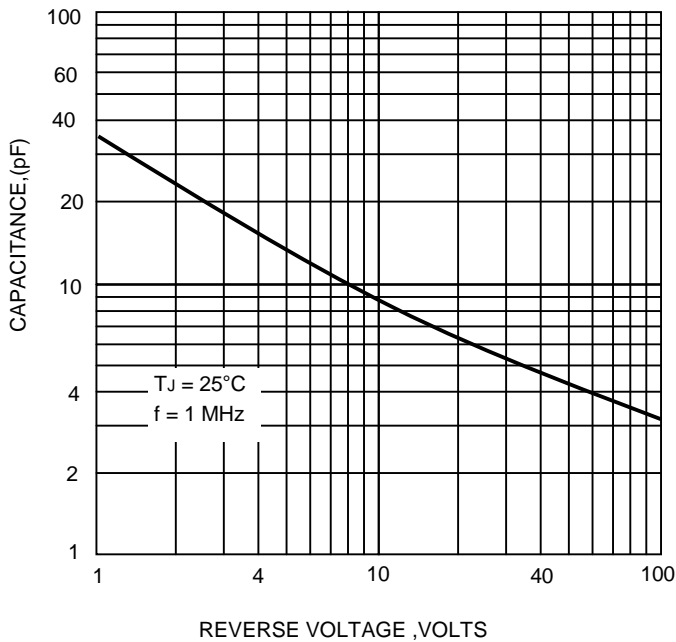


FIG. 4 - TYPICAL FORWARD CHARACTERISTICS

