



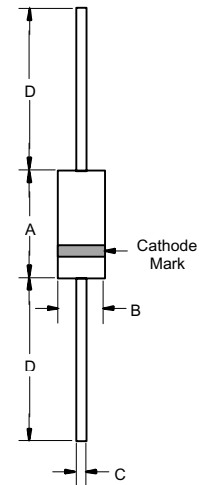
Micro Commercial Components

Micro Commercial Components  
20736 Marilla Street Chatsworth  
CA 91311  
Phone: (818) 701-4933  
Fax: (818) 701-4939

# 1N3821A THRU 1N3828A

## 1.0 Watt Zener Diode 3.3 to 6.2 Volts

### DO-41G



DIM	DIMENSIONS				NOTE
	INCHES		MM		
	MIN	MAX	MIN	MAX	
A	-----	0.177	-----	4.50	
B	-----	0.110	-----	2.80	Diameter
C	0.026	0.034	0.70	0.90	Diameter
D	1.000	-----	25.40	-----	

## Features

- Double Plug Construction
- Metallurgically Bound
- Marking: CathodeBand and Type Number
- Lead Free Finish/Rohs Compliant (Note1) ("P" Suffix designates Compliant. See ordering information)

## Maximum Ratings & Thermal Characteristics

Ratings at 25°C ambient temperature unless otherwise specified.

Parameter	Symbol	Value	Unit
Forward Voltage at $I_F=200\text{mA}$	$V_F$	1.2	V
Power Dissipation at $T_L = 95^\circ\text{C}$	$P_{\text{tot}}$	1.0	W
Power Derating Above $T_L = 95^\circ\text{C}$		12.5	mW/°C
Operating Temperature	$T_j$	-65 ~ +175	°C
Storage Temperature Range	$T_{\text{STG}}$	-65 ~ +175	°C

Note: 1. Lead in Glass Exemption Applied, see EU Directive Annex 5.

# 1N3821A THRU 1N3828A



## ELECTRICAL CHARACTERISTICS @25°C

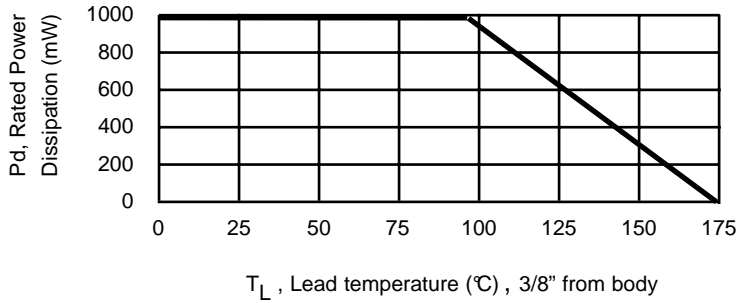
TYPE NUMBER	NOMINAL		MAXIMUM ZENER IMPEDANCE		MAX. DC	MAX. REVERSE	
	ZENER	TEST CURRENT			ZENER		
	VOLTAGE		CURRENT	LEAKAGE CURRENT			
	VZ @ IZT	IZT	IZM	IR @ VR			
(NOTE 1)	(NOTE 3)	(NOTE 2)					
	VOLTS	mA	OHMS	OHMS	mA	μ A	VOLTS
1N3821	3.3	76	10	400	276	100	1
1N3821A	3.3	76	10	400	276	100	1
1N3822	3.6	69	10	400	252	75	1
1N3822A	3.6	69	10	400	252	75	1
1N3823	3.9	64	9	400	238	25	1
1N3823A	3.9	64	9	400	238	25	1
1N3824	4.3	58	9	400	213	5	1
1N3824A	4.3	58	9	400	213	5	1
1N3825	4.7	53	8	500	194	5	1
1N3825A	4.7	53	8	500	194	5	1
1N3826	5.1	49	7	550	178	3	1
1N3826A	5.1	49	7	550	178	3	1
1N3827	5.6	45	5	600	162	3	2
1N3827A	5.6	45	5	600	162	3	2
1N3828	6.2	41	2	700	146	3	3
1N3828A	6.2	41	2	700	146	3	3

**NOTE 1** No suffix = ± 10% tolerance on nominal Zener voltage, suffix "A" signifies ±5%, suffix "C" signifies ± 2%.

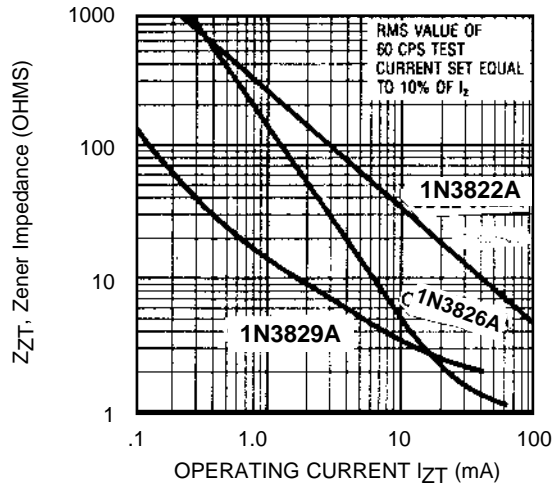
**NOTE 2** Zener impedance is derived by superimposing on  $I_{ZT}$  A 60Hz rms a.c. current equal to 10% of  $I_{ZT}$ .

**NOTE 3** Zener voltage is measured with the device junction in thermal equilibrium at an ambient temperature of 25°C ± 3°C.

**FIGURE 1**



**POWER DERATING CURVE**



**FIGURE 2**  
**ZENER IMPEDANCE VS. OPERATING CURRENT**



Micro Commercial Components

## Ordering Information

Device	Packing
(Part Number)-TP	Tape&Reel; 5Kpcs/Reel
(Part Number)-AP	Ammo Packing;2.5Kpcs/AmmoBox
(Part Number)-BP	Bulk;1Kpcs/Box

### \*\*\*IMPORTANT NOTICE\*\*\*

*Micro Commercial Components Corp* . reserves the right to make changes without further notice to any product herein to make corrections, modifications , enhancements , improvements , or other changes .  
*Micro Commercial Components Corp* . does not assume any liability arising out of the application or use of any product described herein; neither does it convey any license under its patent rights ,nor the rights of others . The user of products in such applications shall assume all risks of such use and will agree to hold *Micro Commercial Components Corp* . and all the companies whose products are represented on our website, harmless against all damages.

### \*\*\*APPLICATIONS DISCLAIMER\*\*\*

Products offer by *Micro Commercial Components Corp* . are not intended for use in Medical, Aerospace or Military Applications.