



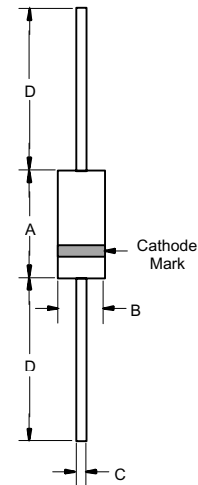
Micro Commercial Components

Micro Commercial Components
20736 Marilla Street Chatsworth
CA 91311
Phone: (818) 701-4933
Fax: (818) 701-4939

1N3821A THRU 1N3828A

1.0 Watt Zener Diode 3.3 to 6.2 Volts

DO-41G



DIM	DIMENSIONS				NOTE
	INCHES		MM		
	MIN	MAX	MIN	MAX	
A	-----	0.177	-----	4.50	
B	-----	0.110	-----	2.80	Diameter
C	0.026	0.034	0.70	0.90	Diameter
D	1.000	-----	25.40	-----	

Features

- Double Plug Construction
- Metallurgically Bound
- Marking: CathodeBand and Type Number
- Lead Free Finish/Rohs Compliant (Note1) ("P" Suffix designates Compliant. See ordering information)

Maximum Ratings & Thermal Characteristics

Ratings at 25°C ambient temperature unless otherwise specified.

Parameter	Symbol	Value	Unit
Forward Voltage at $I_F=200\text{mA}$	V_F	1.2	V
Power Dissipation at $T_L = 95^\circ\text{C}$	P_{tot}	1.0	W
Power Derating Above $T_L = 95^\circ\text{C}$		12.5	mW/°C
Operating Temperature	T_j	-65 ~ +175	°C
Storage Temperature Range	T_{STG}	-65 ~ +175	°C

Note: 1. Lead in Glass Exemption Applied, see EU Directive Annex 5.

1N3821A THRU 1N3828A



ELECTRICAL CHARACTERISTICS @25°C

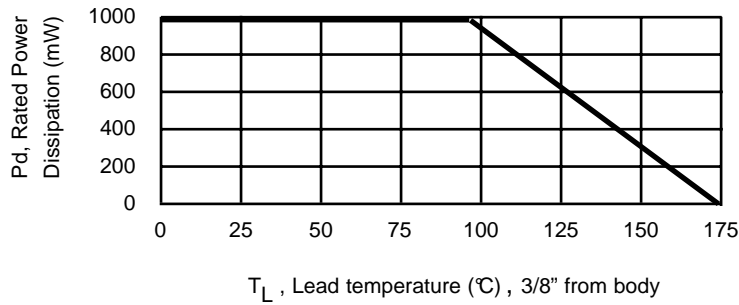
TYPE NUMBER	NOMINAL		MAXIMUM ZENER IMPEDANCE		MAX. DC	MAX. REVERSE	
	ZENER	TEST CURRENT			ZENER		
	VOLTAGE				CURRENT	LEAKAGE CURRENT	
	VZ @ IZT	IZT	ZZT @ IZT ZZK @ IZK=1mA		IZM	IR @ VR	
(NOTE 1)	(NOTE 3)	(NOTE 2)					
	VOLTS	mA	OHMS	OHMS	mA	μ A	VOLTS
1N3821	3.3	76	10	400	276	100	1
1N3821A	3.3	76	10	400	276	100	1
1N3822	3.6	69	10	400	252	75	1
1N3822A	3.6	69	10	400	252	75	1
1N3823	3.9	64	9	400	238	25	1
1N3823A	3.9	64	9	400	238	25	1
1N3824	4.3	58	9	400	213	5	1
1N3824A	4.3	58	9	400	213	5	1
1N3825	4.7	53	8	500	194	5	1
1N3825A	4.7	53	8	500	194	5	1
1N3826	5.1	49	7	550	178	3	1
1N3826A	5.1	49	7	550	178	3	1
1N3827	5.6	45	5	600	162	3	2
1N3827A	5.6	45	5	600	162	3	2
1N3828	6.2	41	2	700	146	3	3
1N3828A	6.2	41	2	700	146	3	3

NOTE 1 No suffix = ± 10% tolerance on nominal Zener voltage, suffix "A" signifies ±5%, suffix "C" signifies ± 2%.

NOTE 2 Zener impedance is derived by superimposing on I_{ZT} A 60Hz rms a.c. current equal to 10% of I_{ZT} .

NOTE 3 Zener voltage is measured with the device junction in thermal equilibrium at an ambient temperature of 25°C ± 3°C.

FIGURE 1



POWER DERATING CURVE

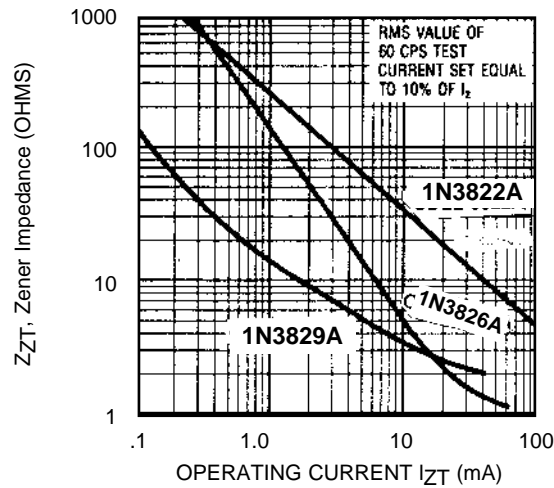


FIGURE 2
ZENER IMPEDANCE VS. OPERATING CURRENT



Micro Commercial Components

Ordering Information

Device	Packing
(Part Number)-TP	Tape&Reel; 5Kpcs/Reel
(Part Number)-AP	Ammo Packing;2.5Kpcs/AmmoBox
(Part Number)-BP	Bulk;1Kpcs/Box

IMPORTANT NOTICE

Micro Commercial Components Corp. reserves the right to make changes without further notice to any product herein to make corrections, modifications, enhancements, improvements, or other changes. *Micro Commercial Components Corp.* does not assume any liability arising out of the application or use of any product described herein; neither does it convey any license under its patent rights, nor the rights of others. The user of products in such applications shall assume all risks of such use and will agree to hold *Micro Commercial Components Corp.* and all the companies whose products are represented on our website, harmless against all damages.

APPLICATIONS DISCLAIMER

Products offer by *Micro Commercial Components Corp.* are not intended for use in Medical, Aerospace or Military Applications.