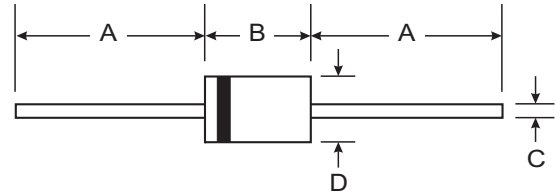


Features

- Glass Passivated Die Construction
- High Current Capability and Low Forward Voltage Drop
- Surge Overload Rating to 125A Peak
- **Lead Free Finish, RoHS Compliant (Note 4)**



Mechanical Data

- Case: DO-201AD
- Case Material: Molded Plastic. UL Flammability Classification Rating 94V-0
- Moisture Sensitivity: Level 1 per J-STD-020C
- Terminals: Finish - Tin. Plated Leads Solderable per MIL-STD-202, Method 208 (e3)
- Polarity: Cathode Band
- Ordering Information: See Last Page
- Marking: Type Number
- Weight: 1.12 grams (approximate)

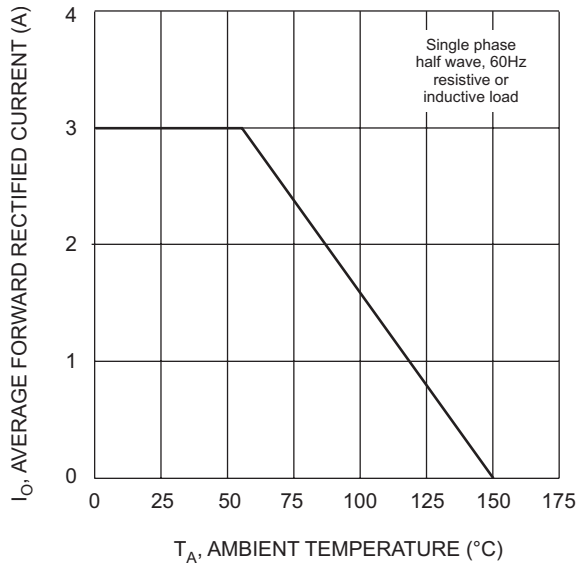
DO-201AD		
Dim	Min	Max
A	25.40	—
B	7.20	9.50
C	1.20	1.30
D	4.80	5.30
All Dimensions in mm		

Maximum Ratings and Electrical Characteristics @ T_A = 25°C unless otherwise specified

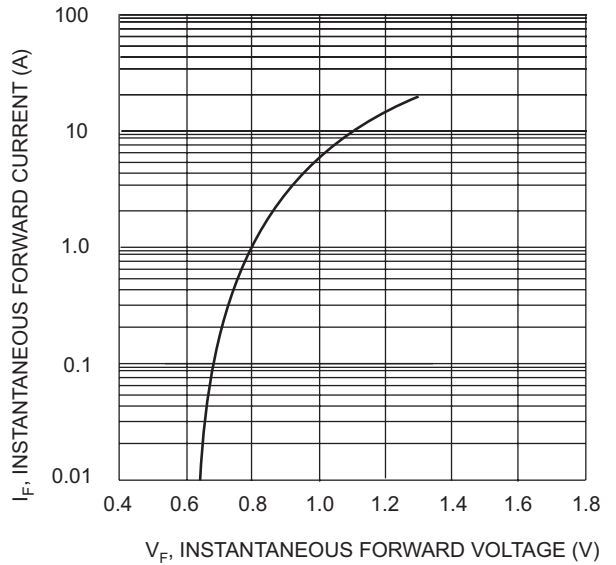
Single phase, half wave, 60Hz, resistive or inductive load.
For capacitive load, derate current by 20%.

Characteristic	Symbol	1N5400G	1N5401G	1N5402G	1N5403G	1N5404G	1N5405G	1N5406G	1N5407G	1N5408G	Unit
Peak Repetitive Reverse Voltage	V _{RRM}	50	100	200	300	400	500	600	800	1000	V
Working Peak Reverse Voltage	V _{RWM}										
DC Blocking Voltage	V _R										
RMS Reverse Voltage	V _{R(RMS)}	35	70	140	210	280	350	420	580	700	V
Average Rectified Output Current (Note 1) @ T _A = 55°C	I _o	3.0									A
Non-Repetitive Peak Forward Surge Current 8.3ms single half sine-wave superimposed on rated load	I _{FSM}	125									A
Forward Voltage @ I _F = 3.0A	V _{FM}	1.1									V
Peak Reverse Current @ T _A = 25°C @ T _A = 125°C	I _{RM}	5.0 100									μA
Reverse Recovery Time (Note 3)	t _{rr}	2.0									μs
Typical Total Capacitance (Note 2)	C _T	40									pF
Typical Thermal Resistance Junction to Ambient	R _{θJA}	32									°C/W
Operating and Storage Temperature Range	T _j , T _{STG}	-65 to +150									°C

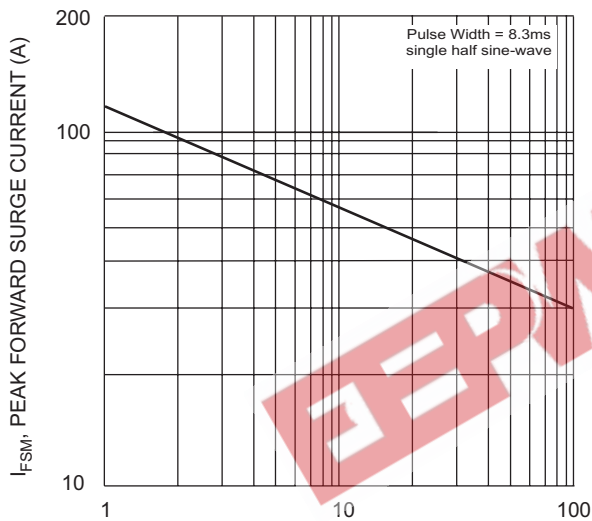
- Notes:
1. Valid provided that leads are kept at ambient temperature at a distance of 9.5mm from the case.
 2. Measured at 1.0 MHz and applied reverse voltage of 4.0V DC.
 3. Measured with I_F = 0.5A, I_R = 1.0A, I_{rr} = 0.25A.
 4. RoHS revision 13.2.2003. Glass and High Temperature Solder Exemptions Applied, see EU Directive Annex Notes 5 and 7.



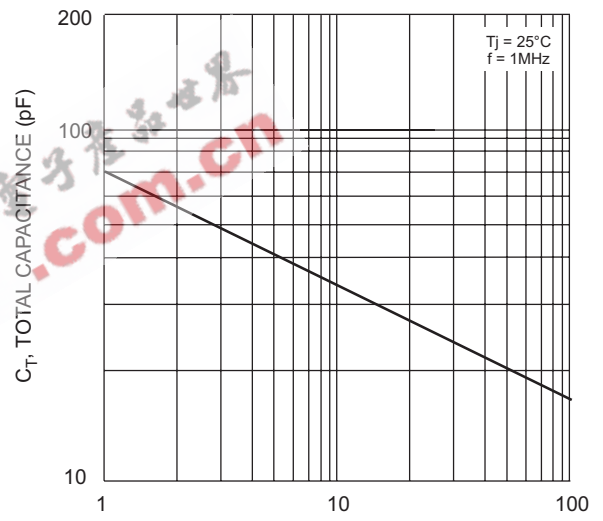
T_A , AMBIENT TEMPERATURE (°C)
Fig. 1 Forward Current Derating Curve



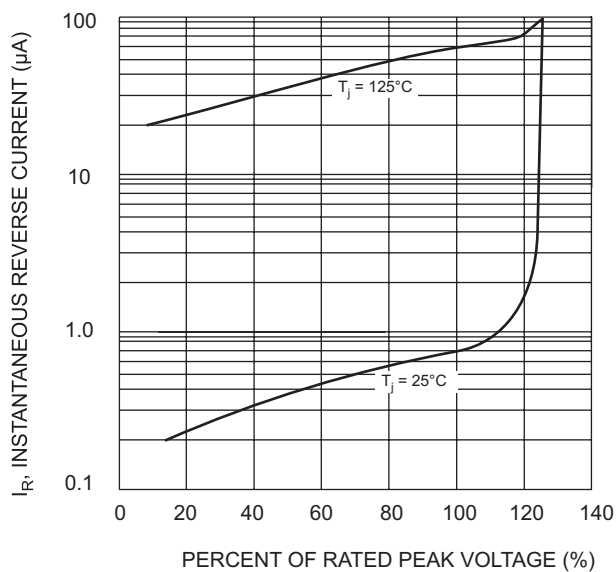
V_F , INSTANTANEOUS FORWARD VOLTAGE (V)
Fig. 2 Typical Forward Characteristics



NUMBER OF CYCLES AT 60 Hz
Fig. 3 Peak Forward Surge Current



V_R , REVERSE VOLTAGE (V)
Fig. 4 Typical Total Capacitance



PERCENT OF RATED PEAK VOLTAGE (%)
Fig. 5 Typical Reverse Characteristics

Ordering Information (Note 5)

Device	Packaging	Shipping
1N5400G-B	DO-201AD	500/Bulk
1N5400G-T	DO-201AD	1.2K/Tape & Reel, 13-inch
1N5401G-B	DO-201AD	500/Bulk
1N5401G-T	DO-201AD	1.2K/Tape & Reel, 13-inch
1N5402G-B	DO-201AD	500/Bulk
1N5402G-T	DO-201AD	1.2K/Tape & Reel, 13-inch
1N5403G-B	DO-201AD	500/Bulk
1N5403G-T	DO-201AD	1.2K/Tape & Reel, 13-inch
1N5404G-B	DO-201AD	500/Bulk
1N5404G-T	DO-201AD	1.2K/Tape & Reel, 13-inch
1N5405G-B	DO-201AD	500/Bulk
1N5405G-T	DO-201AD	1.2K/Tape & Reel, 13-inch
1N5406G-B	DO-201AD	500/Bulk
1N5406G-T	DO-201AD	1.2K/Tape & Reel, 13-inch
1N5407G-B	DO-201AD	500/Bulk
1N5407G-T	DO-201AD	1.2K/Tape & Reel, 13-inch
1N5408G-B	DO-201AD	500/Bulk
1N5408G-T	DO-201AD	1.2K/Tape & Reel, 13-inch

Notes: 5. For packaging details, visit our website at <http://www.diodes.com/datasheets/ap02003.pdf>

IMPORTANT NOTICE

Diodes Incorporated and its subsidiaries reserve the right to make modifications, enhancements, improvements, corrections or other changes without further notice to any product herein. Diodes Incorporated does not assume any liability arising out of the application or use of any product described herein; neither does it convey any license under its patent rights, nor the rights of others. The user of products in such applications shall assume all risks of such use and will agree to hold Diodes Incorporated and all the companies whose products are represented on our website, harmless against all damages.

LIFE SUPPORT

Diodes Incorporated products are not authorized for use as critical components in life support devices or systems without the expressed written approval of the President of Diodes Incorporated.