

Microsemi Corp.
The diode experts



1N3595



SANTA ANA, CA
For more information call:
(714) 979-8220

FEATURES

- HIGH CONDUCTANCE
- EXTREMELY LOW REVERSE CURRENT
- ULTRA-STABLE OPERATION UP TO +150°C
- VOIDLESS HERMETICALLY SEALED GLASS PACKAGE
- JANS/TX/TXV TYPES AVAILABLE PER MIL-S-19500-241
- METALLURGICALLY BONDED

MAXIMUM RATINGS

Operating Temperature: -65°C to +150°C
Storage Temperature: -65°C to +200°C
Surge Current: 4 Amps

ELECTRICAL CHARACTERISTICS

TYPE	FORWARD VOLTAGE DROP $V_F @ I_F$		FORWARD CURRENT I_F	REVERSE CURRENT (MAX) $I_R @ 125V$		REVERSE CURRENT (MAX) $I_R @ 30V$	REVERSE RECOVERY (MAX) t_{rr}	JUNCTION CAPACITANCE (MAX) $C @ 0V$
	MIN	MAX		25°C	125°C			
1N3595	.83	1.00	200	1.0	500	300	3.0	8.0
	.79	.92	100	1.0	1.0	300	3.0	8.0
	.74	.88	50	1.0	1.0	300	3.0	8.0
	.65	.80	10	1.0	3μA	300	3.0	8.0
	.60	.75	5	1.0	@	300	3.0	8.0
	.52	.68	1	1.0	150°C	300	3.0	8.0

GENERAL PURPOSE DIODES

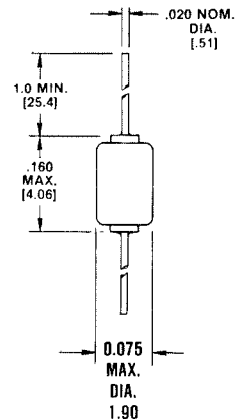


FIGURE 1
PACKAGE D035

MECHANICAL CHARACTERISTICS

- CASE: Hermetically sealed glass case.
- LEAD MATERIAL: Tinned copper clad steel.
- MARKING: Body painted, alpha numeric.
- POLARITY: Cathode band.

1N3595

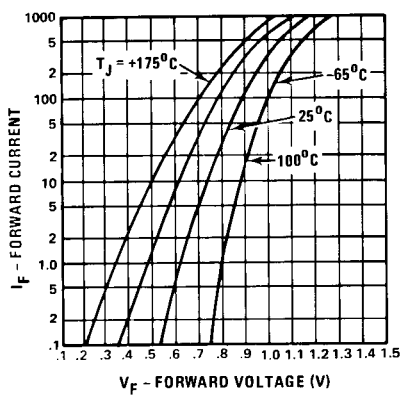


FIGURE 2
TYPICAL FORWARD VOLTAGE VS.
FORWARD CURRENT

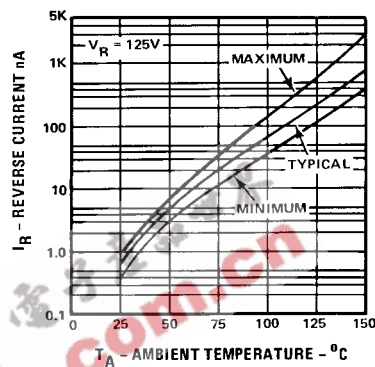


FIGURE 3
REVERSE CURRENT VS.
AMBIENT TEMPERATURE

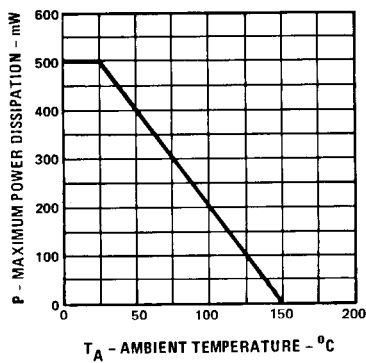


FIGURE 4
POWER DERATING CURVE

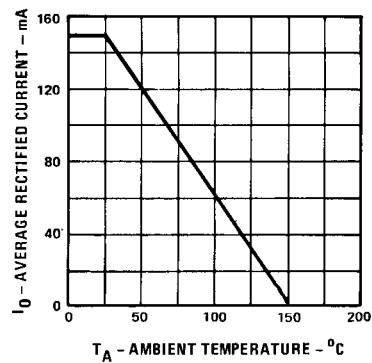


FIGURE 5
AVERAGE RECTIFIED CURRENT
VS. AMBIENT TEMPERATURE