



**SENSITRON**  
**SEMICONDUCTOR**

TECHNICAL DATA  
DATA SHEET 287, REV -

**TRANSIENT VOLTAGE SUPPRESSER DIODES  
(AXIAL LEAD and MELF)**

**TRANSIENT VOLTAGE SUPPRESSORS, 500W SERIES**

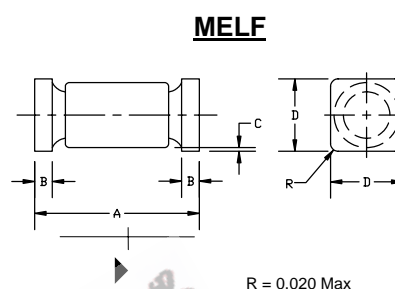
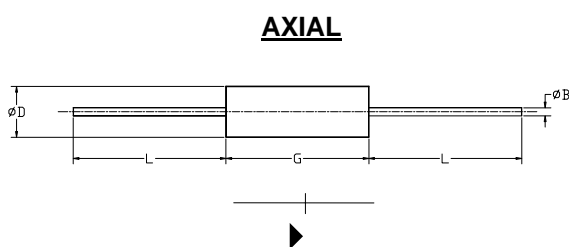
SERIES TYPE	BREAK-DOWN VOLTAGE $V_{BR}$	TEST CURRENT $I_{BR}$	WORKING PEAK REVERSE VOLTAGE $V_{RWM}$	MAXIMUM REVERSE CURRENT $I_{R1}$	MAX. CLAMP. VOLTAGE $V_C(max)$ @ $I_P$ $t_p = 1ms$	MAX. PEAK PULSE CURRENT $I_P$	MAX. TEMP. COEFFICIENT $T$ $V_{(BR)}$	MAX. REVERSE CURRENT @ $T_A = 150^\circ C$	PACKAGE STYLE
500W	Min. Vdc	mA dc	Vdc	$\mu A$ dc	V(pk)	A(pk)	% / $^\circ C$	$\mu A$ dc	
1N6102A	6.46	175	5.2	100	10.5	47.6	.05	4,000	
1N6103A	7.13	175	5.7	50	11.2	44.6	.06	750	
1N6104A	7.79	150	6.2	20	12.1	41.3	.06	500	
1N6105A	8.65	150	6.9	20	13.4	37.3	.06	300	
1N6106A	9.50	125	7.6	20	14.5	34.5	.07	200	
1N6107A	10.45	125	8.4	20	15.6	32.0	.07	200	
1N6108A	11.40	100	9.1	20	16.9	29.6	.07	150	
1N6109A	12.35	100	9.9	20	18.2	27.5	.08	150	
1N6110A	14.25	75	11.4	20	21.0	23.8	.08	100	
1N6111A	15.20	75	12.2	20	22.3	22.4	.08	100	
1N6112A	17.10	65	13.7	1.0	25.1	19.9	.085	100	
1N6113A	19.00	65	15.2	1.0	27.7	18.0	.085	100	
1N6114A	20.9	50	16.7	1.0	30.5	16.4	.085	100	
1N6115A	22.8	50	18.2	1.0	33.3	15.0	.09	100	
1N6116A	25.7	50	20.6	1.0	37.4	13.4	.09	100	
1N6117A	28.5	40	22.8	1.0	41.6	12.0	.09	100	
1N6118A	31.4	40	25.1	1.0	45.7	10.9	.095	100	
1N6119A	34.2	30	27.4	1.0	49.9	10.0	.095	100	
1N6120A	37.1	30	29.7	1.0	53.6	9.3	.095	100	
1N6121A	40.9	30	32.7	1.0	59.1	8.5	.095	100	
1N6122A	44.7	25	35.8	1.0	64.6	7.7	.095	100	
1N6123A	48.5	25	38.8	1.0	70.1	7.1	.095	100	
1N6124A	53.2	20	42.6	1.0	77.0	6.5	.095	100	
1N6125A	58.9	20	47.1	1.0	85.3	5.9	.100	100	
1N6126A	64.6	20	51.7	1.0	97.1	5.1	.100	100	
1N6127A	71.3	20	56.0	1.0	103.1	4.8	.100	100	
1N6128A	77.9	15	62.2	1.0	112.8	4.4	.100	100	
1N6129A	86.5	15	69.2	1.0	125.1	4.0	.100	100	
1N6130A	95.0	12	76.0	1.0	137.6	3.6	.100	100	
1N6131A	104.5	12	83.6	1.0	151.3	3.3	.100	100	
1N6132A	114.0	10	91.2	1.0	165.1	3.0	.100	100	
1N6133A	123.5	10	98.8	1.0	178.8	2.8	.105	100	
1N6134A	142.5	8.0	114.0	1.0	206.3	2.4	.105	100	
1N6135A	152	8.0	121.6	1.0	218.4	2.3	.105	100	
1N6136A	171	5.0	136.8	1.0	245.7	2.0	.110	100	
1N6137A	190	5.0	152.0	1.0	273.0	1.8	.110	100	

**Notes:**

- $P_R = 2W$  for 500W peak pulse power devices at  $T_A = +25^\circ C$ .
- $P_R = 3W$  (for 500W peak pulse power devices at  $T_L = +75^\circ C$  for  $L = 0.375$  inch (9.53mm)).
- $P_{PR} = 500W$
- $-55^\circ C \leq T_{op} \leq +175^\circ C$ ,  $-55^\circ C \leq T_{stg} \leq +175^\circ C$  (ambient temperatures).

**SENSITRON**  
**TECHNICAL DATA**  
**DATA SHEET 287, REV -**

**MECHANICAL DIMENSIONS: In inches / mm**



500 W		1N6102A - 1N6137A			
PACKAGE STYLE	DIMENSIONS - INCHES / MILLIMETERS				
	$\phi B$	$\phi D$	G	L	
401	.026/.033 .66/.84	.085/.140 2.16/3.56	.140/.185 3.56/4.70	1.00/1.30 25.4/33.02	

500 W		1N6102AUS - 1N6137AUS			
PACKAGE STYLE	DIMENSIONS - INCHES / MILLIMETERS				
	A	B	C	D	
MELF-B	.200/.225 5.08/5.72	.019/.028 0.48/0.71	0.003 Min 0.08 Min	.137/.148 3.48/3.76	

**DISCLAIMER:**

- 1- The information given herein, including the specifications and dimensions, is subject to change without prior notice to improve product characteristics. Before ordering, purchasers are advised to contact the Sensitron Semiconductor sales department for the latest version of the datasheet(s).
- 2- In cases where extremely high reliability is required (such as use in nuclear power control, aerospace and aviation, traffic equipment, medical equipment, and safety equipment), safety should be ensured by using semiconductor devices that feature assured safety or by means of users' fail-safe precautions or other arrangement.
- 3- In no event shall Sensitron Semiconductor be liable for any damages that may result from an accident or any other cause during operation of the user's units according to the datasheet(s). Sensitron Semiconductor assumes no responsibility for any intellectual property claims or any other problems that may result from applications of information, products or circuits described in the datasheets.
- 4- In no event shall Sensitron Semiconductor be liable for any failure in a semiconductor device or any secondary damage resulting from use at a value exceeding the absolute maximum rating.
- 5- No license is granted by the datasheet(s) under any patents or other rights of any third party or Sensitron Semiconductor.
- 6- The datasheet(s) may not be reproduced or duplicated, in any form, in whole or part, without the expressed written permission of Sensitron Semiconductor.
- 7- The products (technologies) described in the datasheet(s) are not to be provided to any party whose purpose in their application will hinder maintenance of international peace and safety nor are they to be applied to that purpose by their direct purchasers or any third party. When exporting these products (technologies), the necessary procedures are to be taken in accordance with related laws and regulations.