

- AVAILABLE IN JAN, JANTX, JANTXV, AND JANS
PER MIL-PRF-19500/356
- 5 WATT ZENER DIODES
- NON CAVITY CONSTRUCTION
- METALLURGICALLY BONDED

**1N6632
THRU
1N6637
AND
1N5968
AND
1N5969**

MAXIMUM RATINGS

Operating Temperature: -65°C to +175°C
 Storage Temperature: -65°C to +175°C
 Power Dissipation: 5W @ $T_L=+25^\circ\text{C}$, $L=3/8"$
 Power Derating: 33mW/°C above $T_L=+25^\circ\text{C}$, $L=3/8"$
 Forward Voltage: 1.5 V dc @ $I_F=1\text{A}$ dc

ELECTRICAL CHARACTERISTICS @ 25°C, unless otherwise specified

TYPE	NOMINAL ZENER VOLTAGE $V_Z @ I_{ZT} \pm 5\%$	TEST CURRENT I_{ZT}	MAXIMUM ZENER IMPEDANCE		REGULATION ΔV_Z	MAXIMUM REVERSE LEAKAGE CURRENT VOLTAGE		SURGE CURRENT I_{ZSM}
			$Z_Z @ I_{ZT}$	$Z_{ZK}(1)$ @ $I_{ZK}=5\text{mA}$		I_R	V_R	
1N6632	3.3	380	3.0	500	0.90	300	1.0	20.0
1N6633	3.6	350	2.5	500	0.80	250	1.0	18.7
1N6634	3.9	320	2.0	500	0.75	175	1.0	17.6
1N6635	4.3	290	2.0	500	0.70	25	1.0	16.4
1N6636	4.7	260	2.0	450	0.60	20	1.0	15.3
1N6637	5.1	240	1.5	400	0.50	5	1.0	14.4
1N5968	5.6	220	1.0	400	0.4	5000	4.28	20
1N5969	6.2	220	1.0	1000	0.5	1000	4.74	20

NOTE 1 $I_{ZK}=1.0$ mA for 1N5969

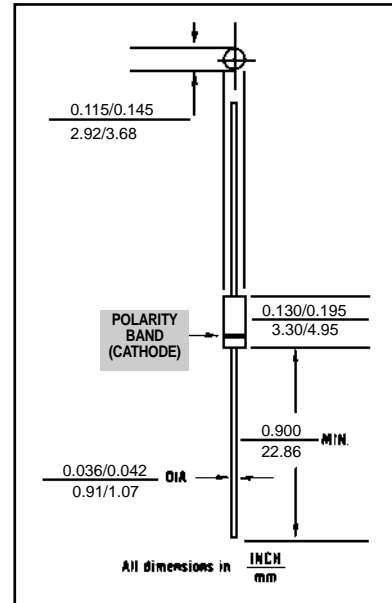


FIGURE 1

DESIGN DATA

CASE: Hermetically sealed, Glass "B"
 Body per MIL-PRF- 19500/356
 D-5B

LEAD MATERIAL: Copper clad steel

LEAD FINISH: Tin / Lead

THERMAL RESISTANCE: ($R_{\theta JC}$): 30
 °C/W maximum

THERMAL IMPEDANCE: ($Z_{\theta JX}$): 3
 °C/W maximum

POLARITY: Diode to be operated with
 the banded (cathode) end positive.

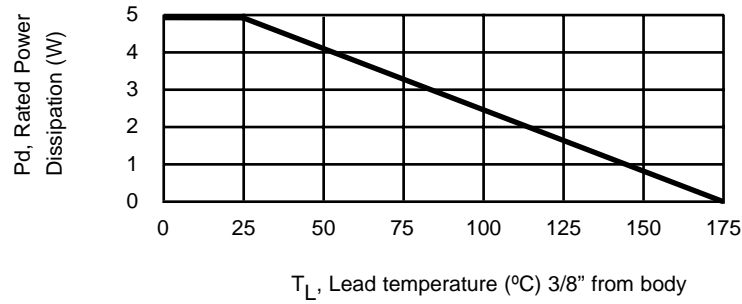
MOUNTING POSITION: Any



COMPENSATED DEVICES INCORPORATED

22 COREY STREET, MELROSE, MASSACHUSETTS 02176
 PHONE (781) 665-1071 FAX (781) 665-7379
 WEBSITE: <http://www.cdi-diodes.com> E-mail: mail@cdi-diodes.com

IN6632 thru IN6637 and IN5968 and IN5969



POWER DERATING CURVE

FIGURE 2

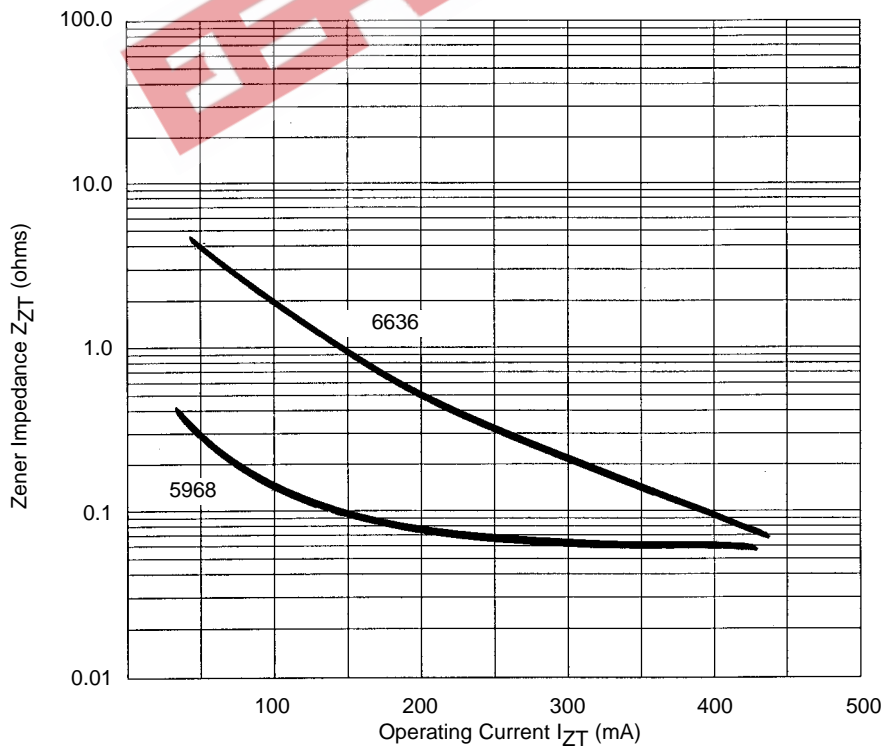


FIGURE 3
Zener Impedance vs. Operating Current