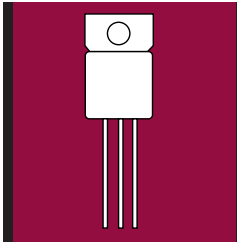


1N6768, 1N6768R JAN1N6768, JAN1N6768R, JANTX1N6768, JANTX1N6768R, JANTXV1N6768, JANTXV1N6768R
 1N6769, 1N6769R JAN1N6769, JAN1N6769R, JANTX1N6769, JANTX1N6769R, JANTXV1N6769, JANTXV1N6769R
 1N6770, 1N6770R JAN1N6770, JAN1N6770R, JANTX1N6770, JANTX1N6770R, JANTXV1N6770, JANTXV1N6770R
 1N6771, 1N6771R JAN1N6771, JAN1N6771R, JANTX1N6771, JANTX1N6771R, JANTXV1N6771, JANTXV1N6771R
 1N6772, 1N6772R JAN1N6772, JAN1N6772R, JANTX1N6772, JANTX1N6772R, JANTXV1N6772, JANTXV1N6772R
 1N6773, 1N6773R JAN1N6773, JAN1N6773R, JANTX1N6773, JANTX1N6773R, JANTXV1N6773, JANTXV1N6773R

JAN, JANTX, JANTXV CENTER TAP RECTIFIER IN A TO-257AA, QUALIFIED TO MIL-PRF-19500/644 & 19500/645



16 Amp, 50 To 600 Volts, 35 To 60 ns trr

FEATURES

- Very Low Forward Voltage
- Very Fast Recovery Time
- Hermetic Metal Package, JEDEC TO-257AA Outline
- Low Thermal Resistance
- Isolated Package
- High Surge

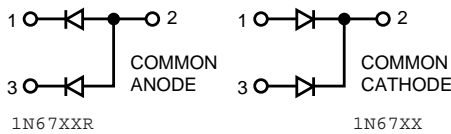
DESCRIPTION

This series of products in a hermetic isolated package is specifically designed for use at power switching frequencies in excess of 100 kHz. The series combines two high efficiency devices into one package, simplifying installation, reducing heat sink hardware, and the need to obtain matched components. These devices are ideally suited for Hi-Rel applications where small size and high performance is required. The common cathode and common anode configuration are both available.

ABSOLUTE MAXIMUM RATINGS (Per Leg) @ 25°C

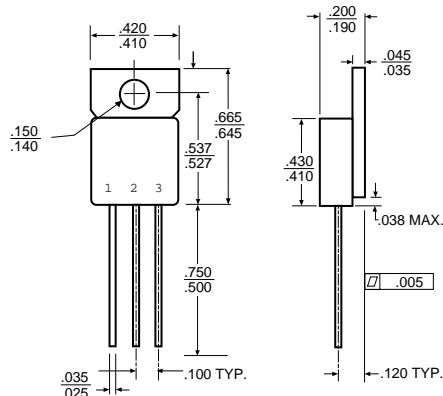
Peak Inverse Voltage	50 to 600
Maximum Average D.C. Output Current @ $T_C = 100^\circ\text{C}$	8A
Surge Current (Non-Repetitive 8.3 μsec)	60A
Operating and Storage Temperature Range	- 65° C to + 150° C

SCHEMATIC



Note: 1N67XX = Common Cathode
 1N67XXR = Common Anode

MECHANICAL OUTLINE



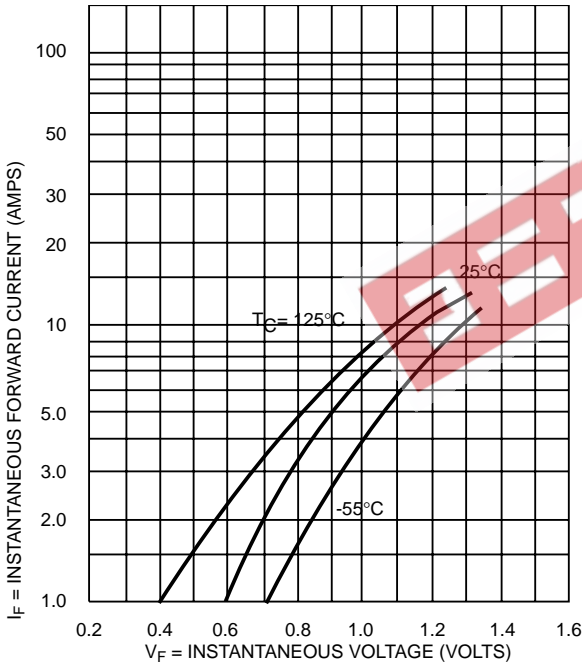
1N6768, 1N6768R JAN1N6768, JAN1N6768R, JANTX1N6768, JANTX1N6768R, JANTXV1N6768, JANTXV1N6768R
 1N6769, 1N6769R JAN1N6769, JAN1N6769R, JANTX1N6769, JANTX1N6769R, JANTXV1N6769, JANTXV1N6769R
 1N6770, 1N6770R JAN1N6770, JAN1N6770R, JANTX1N6770, JANTX1N6770R, JANTXV1N6770, JANTXV1N6770R
 1N6771, 1N6771R JAN1N6771, JAN1N6771R, JANTX1N6771, JANTX1N6771R, JANTXV1N6771, JANTXV1N6771R
 1N6772, 1N6772R JAN1N6772, JAN1N6772R, JANTX1N6772, JANTX1N6772R, JANTXV1N6772, JANTXV1N6772R
 1N6773, 1N6773R JAN1N6773, JAN1N6773R, JANTX1N6773, JANTX1N6773R, JANTXV1N6773, JANTXV1N6773R

ELECTRICAL CHARACTERISTICS (Per Diode)

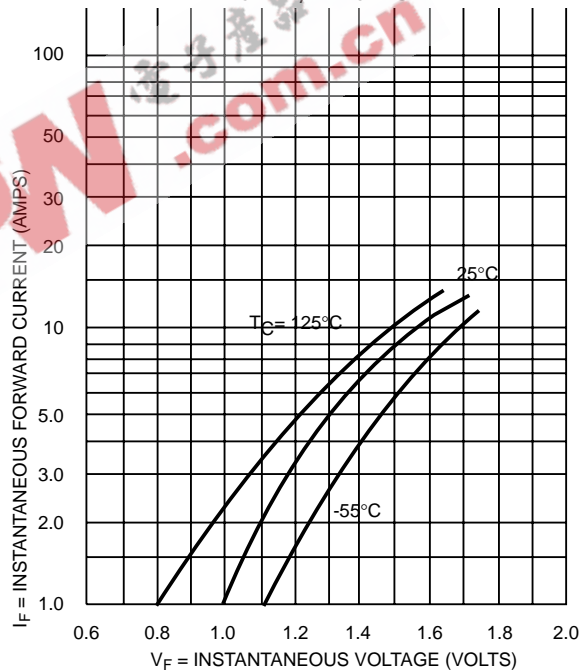
MIL PRF 19500	Type	PIV	Maximum Forward Voltage (Volts) (1)		Maximum Reverse Current @ .8 PIV		Maximum Reverse Recovery Time (2)	Maximum Thermal Resist. $R_{\theta JC}$
			$T_j = 25^\circ C$	$T_j = -55^\circ C$	$T_j = 25^\circ C$	$T_j = 100^\circ C$		
644	1N6768, 1N6768R	50	.97V @ 4A 1.06V@8A	1.17V@8A	10 μA	250 μA	35 nsec	3.8
	1N6769, 1N6769R	100						
	1N6770, 1N6770R	150						
	1N6771, 1N6771R	200						
645	1N6772, 1N6772R	400	1.45V @ 4A	1.80V @ 8A	10 μA	500 μA	60 nsec	2.5
	1N6773, 1N6773R	600	1.60V @ 8A					

(1) Pulse Test: Pulse Width = 300 μs , Duty Cycle 2.0%. (2) Measured in Circuit: $I_F = 1.0 A$, $dI/dt = 50 A/\mu s$

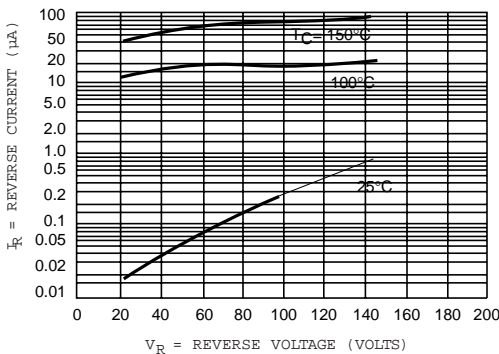
TYPICAL FORWARD VOLTAGE
1N6768, 1N6769, 1N6770, 1N6771



TYPICAL FORWARD VOLTAGE
1N6772, 1N6773



TYPICAL REVERSE CURRENT
1N6768, 1N6769, 1N6770, 1N6771



TYPICAL REVERSE CURRENT
1N6772, 1N6773

