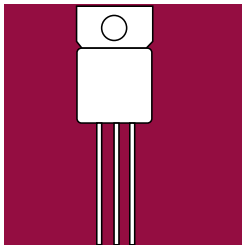


1N6762, 1N6762R, JANTX1N6762, JANTX1N6762R, JANTXV1N6762, JANTXV1N6762R  
 1N6763, 1N6763R, JANTX1N6763, JANTX1N6763R, JANTXV1N6763, JANTXV1N6763R  
 1N6764, 1N6764R, JANTX1N6764, JANTX1N6764R, JANTXV1N6764, JANTXV1N6764R  
 1N6765, 1N6765R, JANTX1N6765, JANTX1N6765R, JANTXV1N6765, JANTXV1N6765R

## JANTX, JANTXV POWER DUAL RECTIFIERS IN A TO-254AA PACKAGE QUALIFIED TO MIL-PRF-19500/642



50V Thru 200V, 12A, Dual, Common Cathode or Common Anode Center-Tap Ultra-Fast Rectifiers

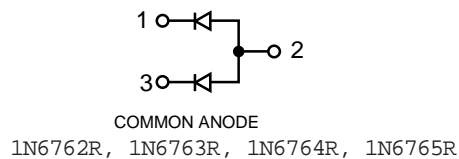
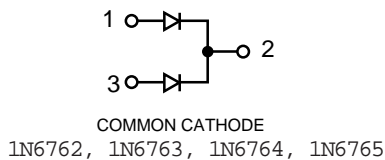
### FEATURES

- Center-Tap Configuration
- Isolated and Hermetically Sealed
- Ultra-Fast
- Low  $V_F$
- Qualified to MIL-PRF-19500/642

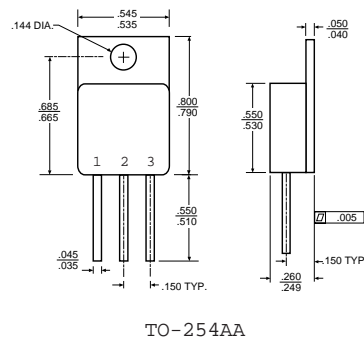
### DESCRIPTION

This hermetically packaged QPL product features the latest silicon and packaging technology. It is ideally suited for Military low voltage rectifier requirements where small size, high performance and high reliability are required, and in applications such as switching power supplies, motor controls, inverters, choppers, audio amplifiers and high energy pulse circuits.

### SCHEMATIC



### MECHANICAL OUTLINE



Note: "R" at end of Part Number Designates Common Anode

1N6762, 1N6762R, JANTX1N6762, JANTX1N6762R, JANTXV1N6762, JANTXV1N6762R  
 1N6763, 1N6763R, JANTX1N6763, JANTX1N6763R, JANTXV1N6763, JANTXV1N6763R  
 1N6764, 1N6764R, JANTX1N6764, JANTX1N6764R, JANTXV1N6764, JANTXV1N6764R  
 1N6765, 1N6765R, JANTX1N6765, JANTX1N6765R, JANTXV1N6765, JANTXV1N6765R

## PRIMARY ELECTRICAL CHARACTERISTICS

MAXIMUM RATINGS @ 25°C Per Diode

MIL-PRF 19500	PART NUMBER	$V_{RWM}$ $T_C = 100\text{ C}$	$I_F$ Amps 8.3 mSec	$I_F$ Surge	$R_{\theta JC}$ Temp Range	Operating
642	1N6762, 1N6762R	50 V	12 A	165 A	2.0 C/W	-65 C to +150 C
642	1N6763, 1N6763R	100 V	12 A	165 A	2.0 C/W	-65 C to +150 C
642	1N6764, 1N6764R	150 V	12 A	165 A	2.0 C/W	-65 C to +150 C
642	1N6765, 1N6765R	200 V	12 A	165 A	2.0 C/W	-65 C to +150 C

ELECTRICAL CHARACTERISTICS @ 25°C Per Diode

MIL-PRF 19500	PART NUMBER	$V_F$ @ 6 A	$V_F$ @ 12 A	$I_R$ @ 25 C	$I_R$ @ 100 C	$t_{RR}$ $I_F = 1.0A,$ $di/dt = 50A/\mu a$	$C_J$ $f = 1.0\text{ MHz}$
642	1N6762, 1N6762R	0.95 V	1.05 V	10 $\mu a$	500 $\mu a$	35 nsec	300 pF
642	1N6763, 1N6763R	0.95 V	1.05 V	10 $\mu a$	500 $\mu a$	35 nsec	300 pF
642	1N6764, 1N6764R	0.95 V	1.05 V	10 $\mu a$	500 $\mu a$	35 nsec	300 pF
642	1N6765, 1N6765R	0.95 V	1.05 V	10 $\mu a$	500 $\mu a$	35 nsec	300 pF

PRIMARY ELECTRICAL CHARACTERISTICS @  $T_C = 25\text{ C}$

MIL-PRF 19500	PART NUMBER	$V_{RWM}$ , Volts	$V_F$ @ 12A	$I_F$ Amps @ $T_C = 100$
642	1N6762, JANTX, JANTXV	50	1.05	12
642	1N6763, JANTX, JANTXV	100	1.05	12
642	1N6764, JANTX, JANTXV	150	1.05	12
642	1N6765, JANTX, JANTXV	200	1.05	12

