

Microsemi Corp.
The diode experts

SANTA ANA, CA
For more information call:
(714) 979-8220

SCOTTSDALE, AZ

**1N897 - 1N902,
1N3064M, 1N3069M,
1N3206, 1N3207,
MC914, MC914A,
MC916, MC916A,
MC001, MC001A,
MC002**

FEATURES

- Microminiature package.
- Fast recovery.
- Stable surface films integrally bonded to the device crystal.
- Meet or exceed requirements of MIL-S-19500/195 (1N 3206) and MIL-S-19500/230 (1N 3207).

MAXIMUM RATINGS

Operating Temperature: -65°C to +175°C.
Storage Temperature: -65°C to +175°C.
Power Dissipation: 100 mW @ 25°C Au plated kovar leads.

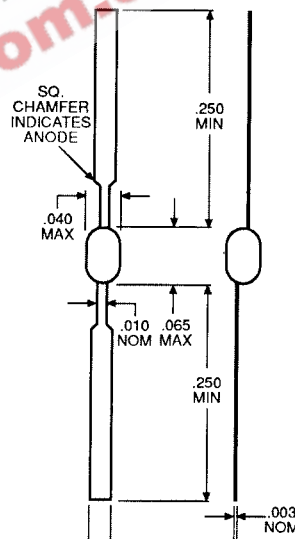
ELECTRICAL CHARACTERISTICS

TYPE	BREAKDOWN VOLTAGE (MIN.) @ 100 μ A $V_{(BR)}$	FORWARD CURRENT (MIN.) @ 1.0V I_F	REVERSE CURRENT (MAX.) I_R @ V_R		TEST VOLTAGE V_R	CAPACITANCE (MAX.) @ 0 V C_0	REVERSE RECOVERY (MAX.) (NOTES BELOW) t_r
			μ A	μ A			
			25°C	100°C			
1N897	50	5	0.1	20.0	-40V	—	100K n in .1 μ sec (1)
1N898	50	100	0.025	5.0	-10V	—	100K n in .3 μ sec. (1)
1N899	100	5	0.025	20.0	-40V	—	100K n in .3 μ sec. (1)
1N900	100	50	0.1	5.0	-10V	—	100K n in .3 μ sec. (1)
1N901	100	100	0.025	20.0	-80V	—	100K n in .3 μ sec. (1)
1N902	200	10	0.1	5.0	-10V	—	100K n in .3 μ sec. (1)
MC914	100	10	1.0	15.0	-100V	—	200K n in .3 μ sec. (1)
MC914A	100	10	0.025	15.0(5)	-20V	4.0	4.0(2)
MC916	100	20	0.025	50.0(5)	-20V	4.0	4.0(2)
MC916A	100	10	0.025	50.0(5)	-20V	2.0	4.0(2)
MC001	100	20	0.025	50.0(5)	-20V	2.0	4.0(2)
MC001A	75	10	0.1	100.0(5)	-50V	2.0	2.0(2)
MC002	75	20	0.1	100.0(5)	-50V	2.0	2.0(2)
1N3064M	200	100	0.1	100.0(5)	-150V	5.0	50.0(3)
1N3069M	75(@5 μ A)	10	0.1	100.0(5)	-50V	2.0	4.0(4)
1N3206	65(@5 μ A)	50	0.1	100.0(5)	-50V	6.0	50.0(3)
JAN N3206	100	10	0.025	50.0(5)	-20V	4.0	4.0(2)
JAN N3207	100	10	0.025	30.0(5)	-20V	2.0	4.0(2)
1N3207	60	150	0.05	60.0(5)	-80V	15.0	6.0(2)
	60	150	0.05	10.0	-20V	6.0	6.0(2)

NOTES:

- (1) JAN256 Recovery Test Circuit Conditions 5mA to -40V.
- (2) Recovery to 1.0 mA reverse, switching from 10 mA forward to -6.0 Volts. $R_L = 100$ ohms.
- (3) Recovery to 1.0 mA reverse, switching from 30 mA forward to 30 mA reverse. $R_L = 150$ ohms.
- (4) Recovery to 1.0 mA reverse, switching from 10 mA forward to 10 mA reverse. $R_L = 100$ ohms.
- (5) I_R measured at 150°C.

PELLET DIODES



**FIGURE 1
PACKAGE "H"**

MECHANICAL CHARACTERISTICS

Case: Ultra stable epoxy encapsulation.
Lead Material: Gold plated kovar or gold plated silver.
Markings: EIA color code bands.
Polarity: Color bands on cathode lead.

**1N897 - 1N902, 1N3064M, 1N3069M,
1N3206, 1N3207, MC914, MC914A, MC916,
MC916A, MC001, MC001A, MC002**

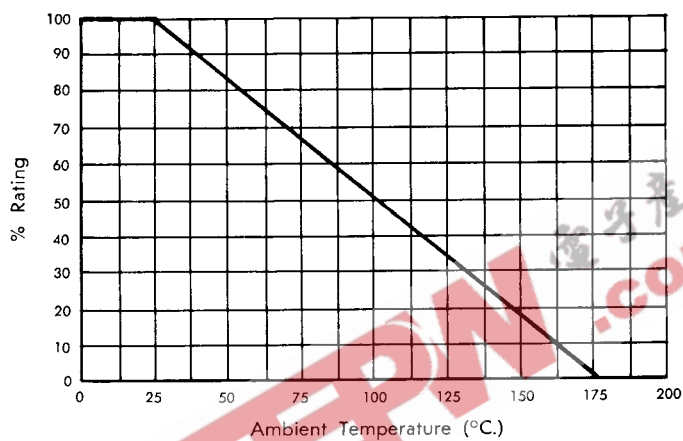


FIGURE 2
TEMPERATURE DERATING CURVE

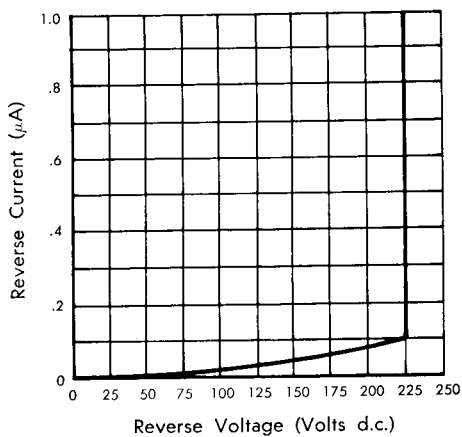


FIGURE 3
TYPICAL REVERSE CHARACTERISTICS (25°C)

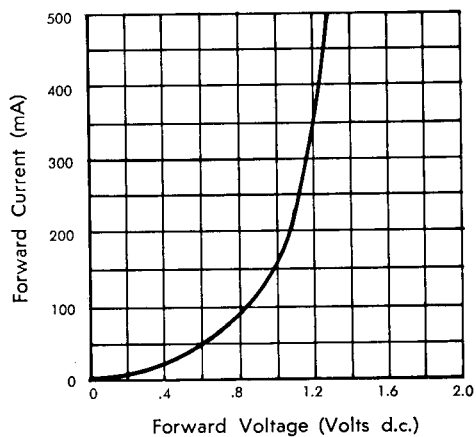


FIGURE 4
TYPICAL FORWARD CURRENT CHARACTERISTICS (25°C)