

**Microsemi Corp.**  
The diode experts

SANTA ANA, CA  
For more information call:  
(714) 979-8220

SCOTTSDALE, AZ

**1N897 - 1N902,  
1N3064M, 1N3069M,  
1N3206, 1N3207,  
MC914, MC914A,  
MC916, MC916A,  
MC001, MC001A,  
MC002**

**FEATURES**

- Microminiature package.
- Fast recovery.
- Stable surface films integrally bonded to the device crystal.
- Meet or exceed requirements of MIL-S-19500/195 (1N 3206) and MIL-S-19500/230 (1N 3207).

**MAXIMUM RATINGS**

Operating Temperature: -65°C to +175°C.  
Storage Temperature: -65°C to +175°C.  
Power Dissipation: 100 mW @ 25°C Au plated kovar leads.

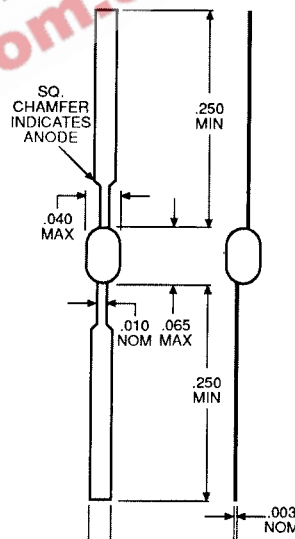
**ELECTRICAL CHARACTERISTICS**

TYPE	BREAKDOWN VOLTAGE (MIN.) @ 100 $\mu$ A $V_{(BR)}$	FORWARD CURRENT (MIN.) @ 1.0V $I_F$	REVERSE CURRENT (MAX.) $I_R$ @ $V_R$		TEST VOLTAGE $V_R$	CAPACITANCE (MAX.) @ 0 V $C_0$	REVERSE RECOVERY (MAX.) (NOTES BELOW) $t_{rr}$
			$\mu$ A	$\mu$ A			
			25°C	100°C			
1N897	50	5	0.1	20.0	-40V	—	100K n in .1 $\mu$ sec (1)
1N898	50	100	0.025	5.0	-10V	—	100K n in .3 $\mu$ sec. (1)
1N899	100	5	0.025	20.0	-40V	—	100K n in .3 $\mu$ sec. (1)
1N900	100	50	0.1	5.0	-10V	—	100K n in .3 $\mu$ sec. (1)
1N901	100	100	0.025	20.0	-80V	—	100K n in .3 $\mu$ sec. (1)
1N902	200	10	0.1	5.0	-10V	—	100K n in .3 $\mu$ sec. (1)
MC914	100	10	1.0	15.0	-100V	—	200K n in .3 $\mu$ sec. (1)
MC914A	100	10	0.025	15.0(5)	-20V	4.0	4.0(2)
MC916	100	20	0.025	50.0(5)	-20V	4.0	4.0(2)
MC916A	100	10	0.025	50.0(5)	-20V	2.0	4.0(2)
MC001	100	20	0.025	50.0(5)	-20V	2.0	4.0(2)
MC001A	75	10	0.1	100.0(5)	-50V	2.0	2.0(2)
MC002	75	20	0.1	100.0(5)	-50V	2.0	2.0(2)
1N3064M	200	100	0.1	100.0(5)	-150V	5.0	50.0(3)
1N3069M	75(@5 $\mu$ A)	10	0.1	100.0(5)	-50V	2.0	4.0(4)
1N3206	65(@5 $\mu$ A)	50	0.1	100.0(5)	-50V	6.0	50.0(3)
JAN N3206	100	10	0.025	50.0(5)	-20V	4.0	4.0(2)
JAN N3207	100	10	0.025	30.0(5)	-20V	2.0	4.0(2)
			0.5		-80V		
JAN N3207	60	150	0.05	60.0(5)	-20V	15.0	6.0(2)
1N3207	60	150	0.05	10.0	-20V	6.0	6.0(2)

**NOTES:**

- (1) JAN256 Recovery Test Circuit Conditions 5mA to -40V.
- (2) Recovery to 1.0 mA reverse, switching from 10 mA forward to -6.0 Volts.  $R_L = 100$  ohms.
- (3) Recovery to 1.0 mA reverse, switching from 30 mA forward to 30 mA reverse.  $R_L = 150$  ohms.
- (4) Recovery to 1.0 mA reverse, switching from 10 mA forward to 10 mA reverse.  $R_L = 100$  ohms.
- (5)  $I_R$  measured at 150°C.

**PELLET DIODES**

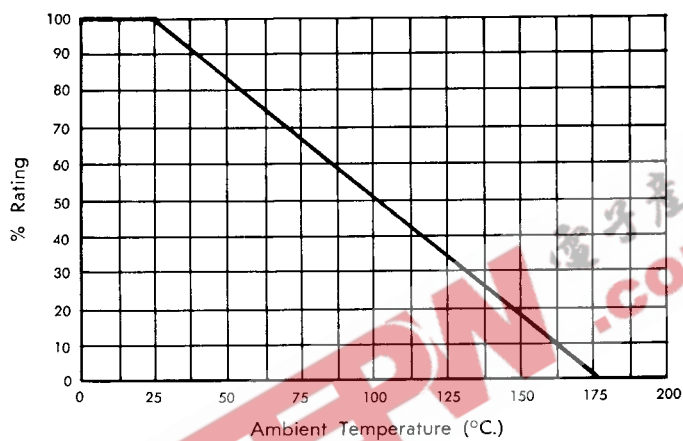


**FIGURE 1  
PACKAGE "H"**

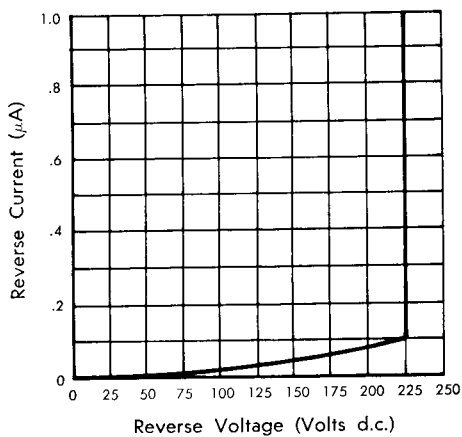
**MECHANICAL CHARACTERISTICS**

Case: Ultra stable epoxy encapsulation.  
Lead Material: Gold plated kovar or gold plated silver.  
Markings: EIA color code bands.  
Polarity: Color bands on cathode lead.

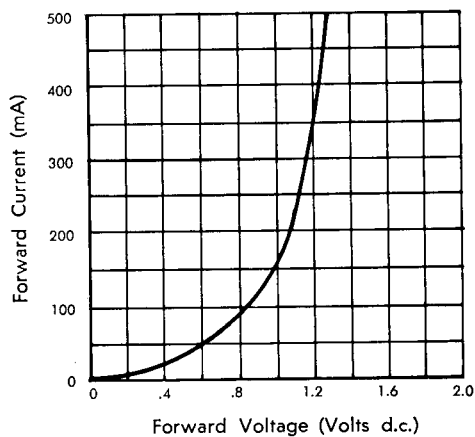
**1N897 - 1N902, 1N3064M, 1N3069M,  
1N3206, 1N3207, MC914, MC914A, MC916,  
MC916A, MC001, MC001A, MC002**



**FIGURE 2  
TEMPERATURE DERATING CURVE**



**FIGURE 3  
TYPICAL REVERSE  
CHARACTERISTICS (25°C)**



**FIGURE 4  
TYPICAL FORWARD CURRENT  
CHARACTERISTICS (25°C)**