

Capacitor Type

PP

POLYPROPYLENE-FOIL
SELF CASED · AXIAL
LEADS

MICROMATIC

TOLERANCE:

Available in $\pm 1, 2, 2.5, 5, 10\%$

CONSTRUCTION:

Non-inductively constructed with polypropylene dielectric and tin-lead foil. Extended dielectric.

CASE:

Self cased using heat shrinkable polypropylene.

OPERATING TEMPERATURE RANGE:

-55°C to $+105^{\circ}\text{C}$.

DISSIPATION FACTOR:

.1% Max. @ 1KHz
.2% Max. Cap. $\geq .047\mu\text{F}$

DIELECTRIC ABSORPTION:

.1%

INSULATION RESISTANCE:

$>50\text{K M}\Omega \times \mu\text{F}$,
need not exceed $100\text{K M}\Omega$

WIRE LEADS:

#22 AWG (.025").


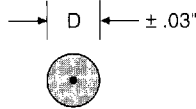
MARKING:

ITW[®], capacitance in PF code, tolerance, voltage, P.

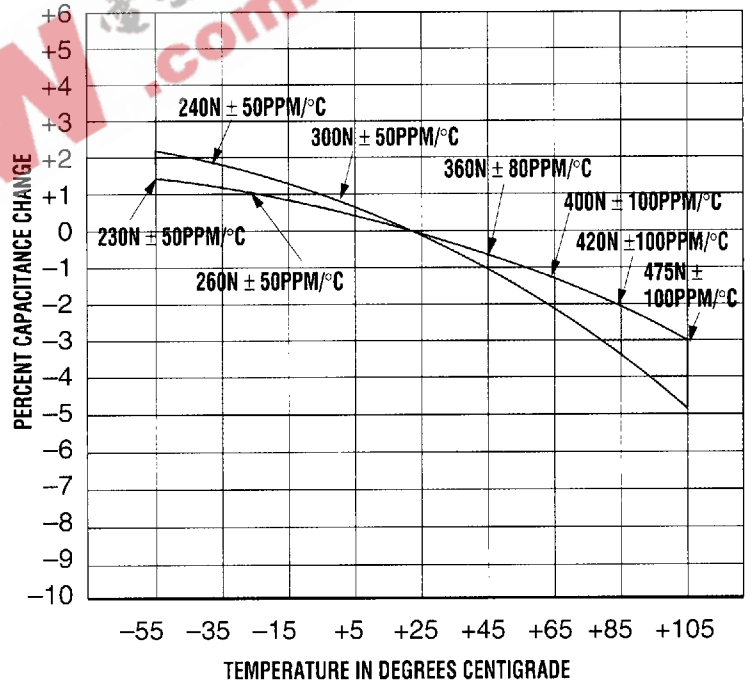
REEL PACKAGING:

Available for automatic insertion.

PF CODE	VALUE μF	DIMENSIONS		VOLTAGE VDC	TYPE PP
		D	L		
102	.001	.170	.481	600	481
152	.0015	.180	.481	400	481
222	.0022	.195	.481	400	481
472	.0047	.175	.460	250	460
103	.01	.225	.460	250	460
153	.015	.245	.460	250	460
223	.022	.275	.460	250	460
273	.027	.260	.580	250	580
333	.033	.280	.580	250	580
473	.047	.320	.580	250	580



CAPACITANCE CHANGE VS TEMPERATURE POLYPROPYLENE MICROMATIC[®]



EXAMPLE: .01 $\mu\text{F} \pm 1\%$ 250 VDC =

PF CODE	TOLERANCE	VOLTAGE	TYPE	CASE CODE	REEL PACK
103	F	25	PP	460	R
	F = $\pm 1\%$	25 = 250 VDC	PP	460	Add R to part number when required
	G = $\pm 2\%$	04 = 400 VDC		481	
	H = $\pm 2.5\%$	06 = 600 VDC		580	
	J = $\pm 5\%$				
	K = $\pm 10\%$				

HOW TO ORDER