





Closed frame "solid" insulator withstands high mechanical impact. Low profile

Available with series 10 standard pins, other types on request

Insertion characteristics:  
4-finger standard



| Platings | Sleeve  | Clip  | Pin  |
|----------|--|--|---|
| 91       | 5 µm Sn Pb   | 0.25 µm Au   |   |
| 93       | 5 µm Sn Pb   | 0.75 µm Au   |   |
| 97       | 5 µm Sn Pb   | Goldflash  |   |
| 99       | 5 µm Sn Pb   | 5 µm Sn Pb   |   |

### Ordering information

For complete part number see Order Codes list below

| No. of poles | Order Codes         |                     |                     |                     | Insulator dimensions | Insulator dimensions |       |       |
|--------------|---------------------|---------------------|---------------------|---------------------|----------------------|----------------------|-------|-------|
|              | Plating 91 <b>B</b> | Plating 93 <b>B</b> | Plating 97 <b>B</b> | Plating 99 <b>B</b> |                      | See page 51          | A     | B     |
| 6            | 210-91-306-41-001   | 210-93-306-41-001   | 210-97-306-41-001   | 210-99-306-41-001   | Fig. 30              | 7.6                  | 7.62  | 10.1  |
| 8            | 210-91-308-41-001   | 210-93-308-41-001   | 210-97-308-41-001   | 210-99-308-41-001   | Fig. 31              | 10.1                 | 7.62  | 10.1  |
| 10           | 210-91-310-41-001   | 210-93-310-41-001   | 210-97-310-41-001   | 210-99-310-41-001   | Fig. 32              | 12.6                 | 7.62  | 10.1  |
| 14           | 210-91-314-41-001   | 210-93-314-41-001   | 210-97-314-41-001   | 210-99-314-41-001   | Fig. 33              | 17.7                 | 7.62  | 10.1  |
| 16           | 210-91-316-41-001   | 210-93-316-41-001   | 210-97-316-41-001   | 210-99-316-41-001   | Fig. 34              | 20.3                 | 7.62  | 10.1  |
| 18           | 210-91-318-41-001   | 210-93-318-41-001   | 210-97-318-41-001   | 210-99-318-41-001   | Fig. 35              | 22.8                 | 7.62  | 10.1  |
| 20           | 210-91-320-41-001   | 210-93-320-41-001   | 210-97-320-41-001   | 210-99-320-41-001   | Fig. 36              | 25.3                 | 7.62  | 10.1  |
| 24           | 210-91-324-41-001   | 210-93-324-41-001   | 210-97-324-41-001   | 210-99-324-41-001   | Fig. 37              | 30.4                 | 7.62  | 10.1  |
| 22           | 210-91-422-41-001   | 210-93-422-41-001   | 210-97-422-41-001   | 210-99-422-41-001   | Fig. 38              | 27.8                 | 10.16 | 12.6  |
| 24           | 210-91-424-41-001   | 210-93-424-41-001   | 210-97-424-41-001   | 210-99-424-41-001   | Fig. 39              | 30.4                 | 10.16 | 12.6  |
| 24           | 210-91-624-41-001   | 210-93-624-41-001   | 210-97-624-41-001   | 210-99-624-41-001   | Fig. 40              | 30.4                 | 15.24 | 17.7  |
| 28           | 210-91-628-41-001   | 210-93-628-41-001   | 210-97-628-41-001   | 210-99-628-41-001   | Fig. 41              | 35.5                 | 15.24 | 17.7  |
| 32           | 210-91-632-41-001   | 210-93-632-41-001   | 210-97-632-41-001   | 210-99-632-41-001   | Fig. 42              | 40.6                 | 15.24 | 17.7  |
| 36           | 210-91-636-41-001   | 210-93-636-41-001   | 210-97-636-41-001   | 210-99-636-41-001   | Fig. 43              | 45.7                 | 15.24 | 17.7  |
| 40           | 210-91-640-41-001   | 210-93-640-41-001   | 210-97-640-41-001   | 210-99-640-41-001   | Fig. 44              | 50.6                 | 15.24 | 17.7  |
| 48           | 210-91-648-41-001   | 210-93-648-41-001   | 210-97-648-41-001   | 210-99-648-41-001   | Fig. 45              | 61.0                 | 15.24 | 17.64 |