FLAT-PAK® Slo-Blo® Fuse 203 Series

• For new designs please use the 465 Series, NANO²® 250V UMF Fuse.

Fast-Acting and Slo-Blo® Fuse versions of the Flat-Pak Fuse designs are available. Both designs are available in either a gull-wing surface mount package or a DIP configuration for through-hole mounting.
These fuse designs feature a 250 VAC rating in a low profile, rectangular package.



ELECTRICAL CHARACTERISTICS:

% of Ampere Rating	Opening Time
100%	4 hours, **Min**imum
200%	1 second, **Min**imum
	30 seconds, **Max**imum

AGENCY APPROVALS: Recognized under the Components Program of Underwriters Laboratories and Certified by CSA.

AGENCY FILE NUMBERS: UL E10480, CSA LR 29862.

INTERRUPTING RATING:
50 amperes at 250 VAC.

ENVIRONMENTAL SPECIFICATION:
Operating Temperature: –55°C to 125°C.

PHYSICAL SPECIFICATIONS:
Materials: Body: Thermoplastic
Terminations: Tin/Lead Plated Copper

Soldering Parameters:
Wave Solder — 260°C, 3 seconds maximum.
Reflow Solder — 215°C, 30 seconds maximum.
Solderability: MIL-STD-202, Method 208.
Cleaning: Board washable in most common solvents.

PACKAGING SPECIFICATIONS:
SMF Fuses — 24mm Tape and Reel per EIA-RS481-2 (IEC 286, part 3); 500 per reel.
DIP Fuses — Antistatic magazine, 100 per magazine.

PATENTED

ORDERING INFORMATION

Catalog Number	Catalog[1] Number	Ampere Rating	Voltage Rating	Nominal Resistance Cold Ohms	Nominal Melting I^2t A^2 Sec.
203.250	**203**.250G	1/4	250	1.36	0.0126
203.500	**203**.500G	1/2	250	0.433	0.112
203.750	**203**.750G	3/4	250	0.158	0.327
203 001	**203** 001G	1	250	0.0755	0.328
203 01.5	**203** 01.5G	1½	250	0.0390	0.850
203 002	**203** 002G	2	250	0.0345	1.70
203 02.5	**203** 02.5G	2½	250	0.0237	2.87
203 003	**203** 003G	3	250	0.0197	4.40
203 004	**203** 004G	4	250	0.0148	8.75
203 005	**203** 005G	5	250	0.0124	14.7

[1]SMF fuse marking includes the letter "G" next to the series number indicating "Gull-Wing".

Reference Dimensions:

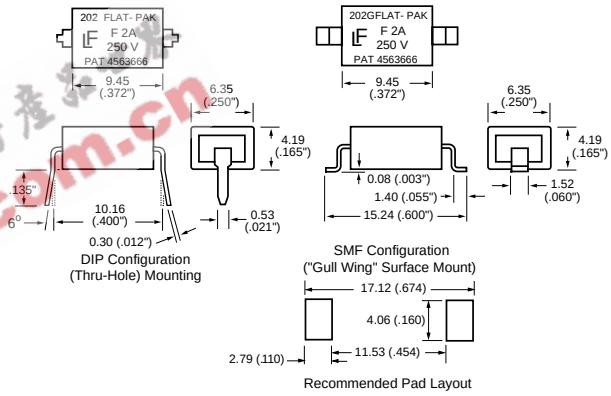
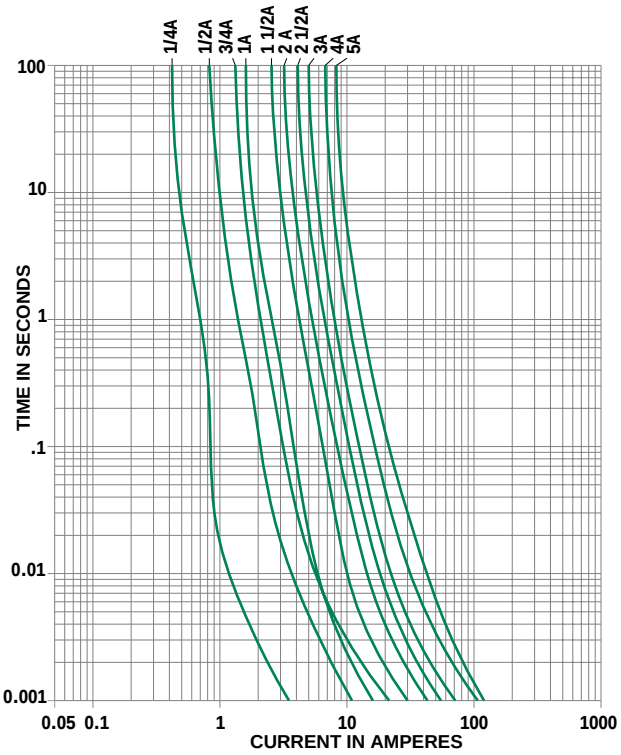
Average Time Current Curves