

# Axial Lead and Cartridge Fuses

Designed to UL/CSA Standards

**RoHS** **Pb** **5 x 20 mm** Fast-Acting Fuse 235P Series



- Designed to UL/CSA/ANCE 248 Standard.
- Available in Cartridge and Axial Lead Format.
- Available in ratings of 0.100 to 6 amperes.
- RoHS compliant and Lead-Free
- Improved I<sup>2</sup> t

### ELECTRICAL CHARACTERISTICS:


| % of Ampere Rating | Opening Time             |
|--------------------|--------------------------|
| 100%               | 4 hours, <b>Minimum</b>  |
| 135%               | 1 hour, <b>Maximum</b>   |
| 200%               | 5 second, <b>Maximum</b> |

### INTERRUPTING RATING:

|             |   |
|-------------|---|
| 0.10-1A     | 10,000 amperes at 125 VAC, 0.7-0.8 power factor<br>35 amperes at 250 VAC, 0.7-0.8 power factor  |
| 1.25A-3.15A | 10,000 amperes at 125 VAC, 0.7-0.8 power factor<br>100 amperes at 250 VAC, 0.7-0.8 power factor |
| 4A-6A       | 10,000 amperes at 125 VAC, 0.7-0.8 power factor   |

### ORDERING INFORMATION:

| Catalog Number | Ampere Rating | Voltage Rating | Nominal Resistance Cold Ohms | Nominal Melting I <sup>2</sup> t A <sup>2</sup> Sec. |
|----------------|---------------|----------------|------------------------------|--|
| 235.100P       | .100          | 250            | 8.40                         | 0.00160  |
| 235.125P       | .125          | 250            | 5.75                         | 0.00270  |
| 235.200P       | .200          | 250            | 3.15                         | 0.0087   |
| 235.250P       | .250          | 250            | 2.25                         | 0.0170   |
| 235.300P       | .300          | 250            | 1.60                         | 0.0320   |
| 235.400P       | .400          | 250            | 1.08                         | 0.0580   |
| 235.500P       | .500          | 250            | 0.427                        | 0.0690   |
| 235.600P       | .600          | 250            | 0.320                        | 0.112  |
| 235.700P       | .700          | 250            | 0.263                        | 0.156  |
| 235.800P       | .800          | 250            | 0.192                        | 0.253  |
| 235 001.P      | 1             | 250            | 0.153                        | 0.467  |
| 235 1.25P      | 1.25          | 250            | 0.105                        | 1.086  |
| 235 01.6P      | 1.6           | 250            | 0.076                        | 2.025  |
| 235 002.P      | 2             | 250            | 0.0600                       | 2.649  |
| 235 02.5P      | 2.5           | 250            | 0.044                        | 5.443  |
| 235 003.P      | 3             | 250            | 0.035                        | 8.394  |
| 235 004.P      | 4             | 125            | 0.025                        | 17.138   |
| 235 005.P      | 5             | 125            | 0.018                        | 27.411   |
| 235 006.P      | 6             | 125            | 0.015                        | 48.324   |



### ENVIRONMENTAL SPECIFICATIONS:

- Operating temperature:** -55°C to 125°C
- Thermal Shock:** MIL-STD-202F Method 107G, Test Condition B: (5 cycles -65°C to +125°C)
- Vibration:** MIL-STD-202F Method 201A
- Humidity:** MIL-STD-202F Method 103B, Test Condition A. high relative humidity (95%) and elevated temperature (40°C) for 240 hours.
- Salt Spray:** MIL-STD-202F Method 101D, Test Condition B

### PHYSICAL SPECIFICATIONS:

- Material:** Body: Glass  
Cap: Nickel Plated Brass  
Leads: Tin Plated Copper
- Terminal Strength:** MIL-STD-202F Method 211A, Test Condition A
- Solderability:** Reference IEC 60127 Second Edition 2003-01 Annex A
- Terminal strength:** MIL-STD-202F Method 211A, Test Condition A
- Product Marking:** Cap 1: current and voltage rating.  
Cap 2: Agency approval markings.
- Packaging:** Available in Bulk (V=5, H=100, M=1000 pcs/pkg) or on Tape/Reel (MRET1=1000 pcs/reel).

# Axial Lead and Cartridge Fuses

Designed to UL/CSA Standards

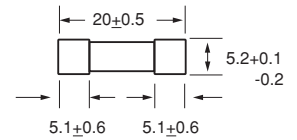
**RoHS** **Pb** **5 x 20 mm** Fast-Acting Fuse 235P Series



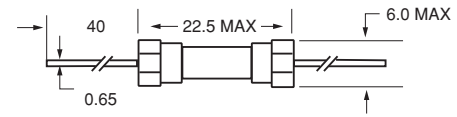
## Agency Approvals

| Agency Approvals |                              | Ampere Range        |
|------------------|------------------------------|---------------------|
|                  | Certificate No. Cartridge    |                     |
|                  | NBK290502-E10480 G           | 1A – 3A 250V 100A   |
|                  | NBK280602-E10480 C           | 4A & 5A 125V 10000A |
|                  | NBK290502-E10480 I<br>Leaded | 6A 125V 500A        |
|                  | NBK290502-E10480 H           | 1A – 3A 250V 100A   |
|                  | Certificate No. SU05001-3007 | 100mA – 400mA       |
|                  | SU05001-2002A                | 500mA – 3A          |
|                  | SU05001-2003A                | 4A – 6A             |
|                  | Listed File No. E10480       | 100mA – 6A          |
|                  | Guide No. JDYX               |                     |
|                  | File No. 029862              |                     |
|                  | Cert. Class No. LR1422-01    |                     |

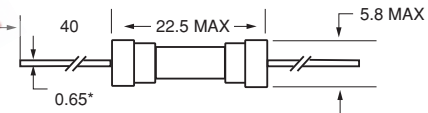
**0235000P**



**0235.100 XEP  
to  
0235.400 XEP**



**0235.500 XEP  
to  
0235006.XEP**



All dimensions in mm

## Average Time Current Curves

