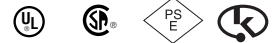


Axial Lead and Cartridge Fuses

Designed to UL/CSA Standards

RoHS **Pb** **5 x 20 mm** Time Lag Fuse (Slo-Blo®) Fuse 239P Series



- Designed to UL/CSA/ANCE 248 Standard.
- Available in Cartridge and Axial Lead Format.
- Available in ratings of 0.200 to 7 amperes.
- RoHS compliant and Lead-Free

ELECTRICAL CHARACTERISTICS:


% of Ampere Rating	Opening Time
100%	4 hours, Minimum
135%	1 hour, Maximum
200%	5 seconds, Min. ; 2 min., Max.

INTERRUPTING RATING:

0.20-1A	10,000 amperes at 125 VAC, 0.7-0.8 power factor 35 amperes at 250 VAC, 0.7-0.8 power factor
1.25A-3.15A	10,000 amperes at 125 VAC, 0.7-0.8 power factor 100 amperes at 250 VAC, 0.7-0.8 power factor
4A-7A	10,000 amperes at 125 VAC, 0.7-0.8 power factor

ORDERING INFORMATION:

Catalog Number	Ampere Rating	Voltage Rating	Nominal Resistance Cold Ohms	Nominal Melting I ² t A ² Sec.
239.200P	.200	250	3.873	0.166
239.250P	.250	250	3.070	0.341
239.300P	.300	250	2.300	0.613
239.400P	.400	250	1.475	1.490
239.500P	.500	250	0.909	1.986
239.600P	.600	250	0.699	2.415
239.700P	.700	250	0.538	4.119
239.750P	.750	250	0.471	5.424
239.800P	.800	250	0.416	7.566
239 001.P	1	250	0.297	11.296
239 1.25P	1.25	250	0.198	19.524
23901.6P	1.60	250	0.120	30.430
239002.P	2	250	0.094	50.586
23902.5P	2.50	250	0.058	79.701
239003.P	3	250	0.0480	129.509
2393.15P	3.15	250	0.0410	128.048
239004.P	4	125	0.0310	270.703
239005.P	5	125	0.0200	302.836
239007.P	7	125	0.0114	305.758



ENVIRONMENTAL SPECIFICATIONS:

Operating temperature: -55°C to 125°C
Thermal Shock: MIL-STD-202F Method 107G, Test Condition B: (5 cycles -65°C to +125°C)
Vibration: MIL-STD-202F Method 201A
Humidity: MIL-STD-202F Method 103B, Test Condition A. high relative humidity (95%) and elevated temperature (40°C) for 240 hours.
Salt Spray: MIL-STD-202F Method 101D, Test Condition B

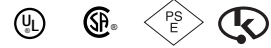
PHYSICAL SPECIFICATIONS:

Material: Body: Glass
 Cap: Nickel Plated Brass
 Leads: Tin Plated Copper
Terminal Strength: MIL-STD-202F Method 211A, Test Condition A
Solderability: Reference IEC 60127 Second Edition 2003-01 Annex A
Product Marking: Cap 1: current and voltage rating.
 Cap 2: Agency approval markings.
Packaging: Available in Bulk (V=5, H=100, M=1000 pcs/pkg) or on Tape/Reel (MRET1=1000 pcs/reel).

Axial Lead and Cartridge Fuses

Designed to UL/CSA Standards

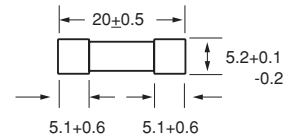
RoHS **Pb** **5 x 20 mm** Time Lag Fuse (Slo-Blo®) Fuse 239P Series



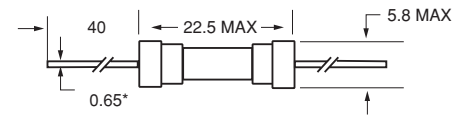
Agency Approvals

Agency Approvals		Ampere Range	
	Certificate No. Cartridge		
	NBK290502-E10480 G	1A – 3.15A 250V 100A	
	NBK280602-E10480 C	4A & 5A 125V 10000A	
	NBK290502-E10480 I Leaded	7A 125V 500A	
	NBK290502-E10480 H	1A – 3.15A 250V 100A	
	NBK280602-E10480 D	4A & 5A 125V 10000A	
	NBK290502-E10480 J	7A 125V 500A	
		Certificate No. SU05001-2004A	200mA – 3.15A
		SU05001-2014A	4A – 7A
		Listed File No. E10480	200mA – 7A
Guide No. JDYX			
	File No. 029862		
	Cert. Class No. LR1422-01		

0239 000P



0239 000XEP

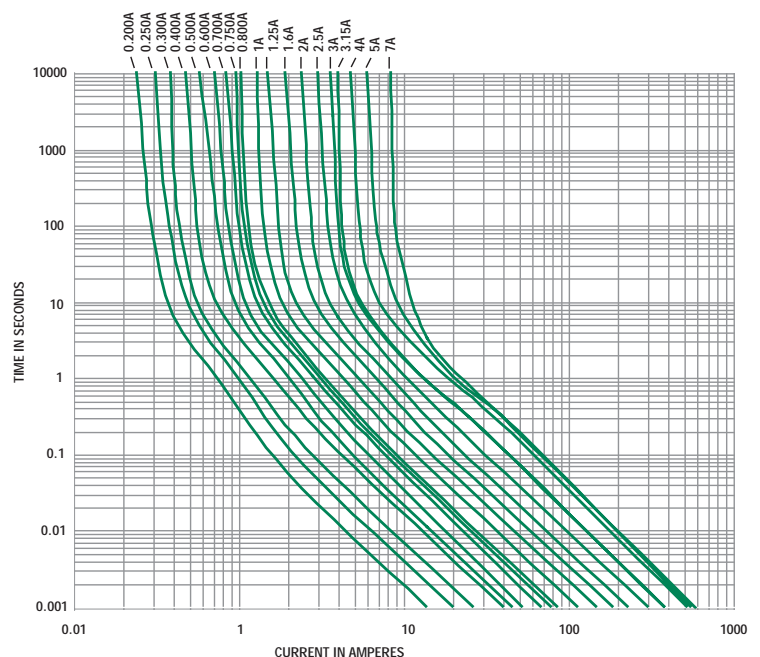


All dimensions in mm

Notes:
* Ratings above 6.3A have 0.8 mm dia lead



Average Time Current Curves



11
AXIAL LEAD AND CARTRIDGE FUSES