

# Axial Lead and Cartridge Fuses

Designed to IEC Standard

**RoHS**  **5 x 20 mm** Fast-Acting Fuse 216 Series



- Designed to International (IEC) Standards for use globally.
- Meets the IEC 60127-2, Sheet 1 specification for Fast Acting Fuses.
- Available in Cartridge and Axial Lead Form.
- Available in ratings of 0.050 to 10 amperes.
- High breaking capacity.
- RoHS compliant and Lead-Free version available, add XP suffix to standard catalog number

### ELECTRICAL CHARACTERISTICS:


% of Ampere Rating	Ampere Rating	Opening Time
150%	.05–6.3	60 minutes, <b>Minimum</b>
	8-10	30 minutes, <b>Minimum</b>
210%	.05–10	30 minutes, <b>Maximum</b>
275%	.05–4	0.01 sec., <b>Min.</b> ; 2 sec. <b>Max.</b>
	5–6.3	0.01 sec., <b>Min.</b> ; 3 sec. <b>Max.</b>
	8-10	0.04 sec., <b>Min.</b> ; 20 sec. <b>Max.</b>
400%	.05–6.3	.003 sec., <b>Min.</b> ; 0.3 sec. <b>Max.</b>
	8-10	.01 sec., <b>Min.</b> ; 1.0 sec. <b>Max.</b>
1000%	.05–6.3	.02 seconds, <b>Maximum</b>
	8-10	.03 seconds, <b>Maximum</b>

**INTERRUPTING RATING:** 1500 amperes @ 250 VAC, 0.7-0.8 power factor.

### ORDERING INFORMATION:

RoHS compliant and Lead-Free version available, add XP suffix to standard catalog number

Cartridge Catalog Number	Ampere Rating	Voltage Rating	Nominal Resistance Cold Ohms	Nominal Melting I <sup>2</sup> t A <sup>2</sup> Sec.
216.050	.050	250	15.90	0.00019
216.063	.063	250	10.45	0.00055
216.080	.080	250	7.89	0.00086
216.100	.100	250	5.42	0.0033
216.125	.125	250	3.68	0.0056
216.160	.160	250	5.20	0.0018
216.200	.200	250	3.35	0.0045
216.250	.250	250	2.35	0.0092
216.315	.315	250	1.85	0.015
216.400	.400	250	1.67	0.028
216.500	.500	250	1.20	0.045
216.630	.630	250	0.790	0.097
216.800	.800	250	0.588	0.18
216 001	1	250	0.228	0.19
216 1.25	1.25	250	0.153	0.49
216 01.6	1.6	250	0.108	1.04
216 002	2	250	0.0770	1.92
216 02.5	2.5	250	0.0575	2.77
216 3.15	3.15	250	0.0333	7.85
216 004	4	250	0.0243	15.4
216 005	5	250	0.0168	28.2
216 06.3	6.3	250	0.0125	57.9
216 008	8*	250	0.0120	66.1
216 010	10*	250	0.00775	158.5



### ENVIRONMENTAL SPECIFICATIONS:

**Operating temperature:** -55°C to 125°C

**Thermal Shock:** MIL-STD-202F Method 107G, Test Condition B: (5 cycles -65°C to +125°C)

**Vibration:** MIL-STD-202F Method 201A

**Humidity:** MIL-STD-202F Method 103B, Test Condition A. high relative humidity (95%) and elevated temperature (40°C) for 240 hours.

**Salt Spray:** MIL-STD-202F Method 101D, Test Condition B

### PHYSICAL SPECIFICATIONS:

**Material:** Body: Ceramic

Cap: Nickel Plated Brass

Leads: Tin Plated Copper

Filler Sand (160mA – 10A)

**Terminal Strength:** MIL-STD-202F Method 211A, Test Condition A

**Solderability:** Reference IEC 60127 Second Edition 2003-01 Annex A

**Product Marking:** Cap 1: current and voltage rating.

Cap 2: Agency approval markings.

**Packaging:** Available in Bulk (v=5, H=100, M=1000 pcs/pkg) or on Tape/Reel (MRET1=1000 pcs/reel).

# Axial Lead and Cartridge Fuses

Designed to IEC Standard

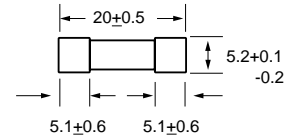
**RoHS** **Pb** **5 x 20 mm** Fast-Acting Fuse 216 Series



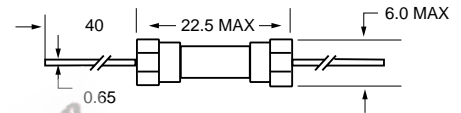
## Agency Approvals

Agency Approvals		Ampere Range
	Certificate No. Cartridge NBK250702-E10480 A & C NBK250702-E10480 E Leaded NBK250702-E10480 B & D NBK250702-E10480 F	1A – 10A
	Certificate No. 2003010207079960 2002010207007594	50mA – 800mA 1A – 6.3A
	Certificate No. SU05001-2013	1A – 10A
	Recognised File No. E10480 Guide No. JDYX2	
	File No. 029862 Acc. Class No. LR1422-30	50mA – 10A
	Licence No. KM41462	1A – 6.3A
	File No. 9848103, 9931059 304518 & 304555	32mA – 6.3A
		50mA – 10A

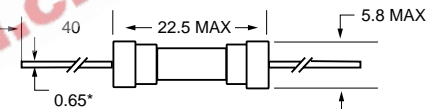
**0216 000<sup>2</sup>**



**0216.050 XE<sup>1</sup>**  
to  
**0216.100 XE<sup>1</sup>**



**0216001.XE<sup>1</sup>**  
to  
**0216010.XE<sup>1</sup>**



All dimensions in mm

Notes:  
\* Ratings above 6.3A have 0.8 mm dia lead  
1 For RoHS compliant parts replace XE with XEP  
2 For RoHS compliant parts add suffix 'XP'

## Average Time Current Curves

