

Surface Mount Fuses

Subminiature Surface Mount & Dip Types

FLAT-PAK® Slo-Blo® Fuse 203 Series



• For new designs please use the 465 Series, NANO²⁰ 250V UMF Fuse. Fast-Acting and Slo-Blo[®] Fuse versions of the Flat-Pak Fuse designs are available. Both designs are available in either a gull-wing surface mount package or a DIP configuration for through-hole mounting. These fuse designs feature a 250 VAC rating in a low profile, rectangular package.

ELECTRICAL CHARACTERISTICS:

| % of Ampere Rating | Opening Time |
|--------------------|----------------------------|
| 100% | 4 hours, Minimum |
| 200% | 1 second, Minimum |
| | 30 seconds, Maximum |

AGENCY APPROVALS: Recognized under the Components Program of Underwriters Laboratories and Certified by CSA.

AGENCY FILE NUMBERS: UL E10480, CSA LR 29862.

INTERRUPTING RATING:

50 amperes at 250 VAC.

ENVIRONMENTAL SPECIFICATION:

Operating Temperature: -55°C to 125°C.

PHYSICAL SPECIFICATIONS:

Materials: Body: Thermoplastic
Terminations: Tin/Lead Plated Copper

Soldering Parameters:

Wave Solder — 260°C, 3 seconds maximum.
Reflow Solder — 215°C, 30 seconds maximum.

Solderability: MIL-STD-202, Method 208.

Cleaning: Board washable in most common solvents.

PACKAGING SPECIFICATIONS:


SMF Fuses — 24mm Tape and Reel per EIA-RS481-2 (IEC 286, part 3); 500 per reel.
DIP Fuses — Antistatic magazine, 100 per magazine.

PATENTED

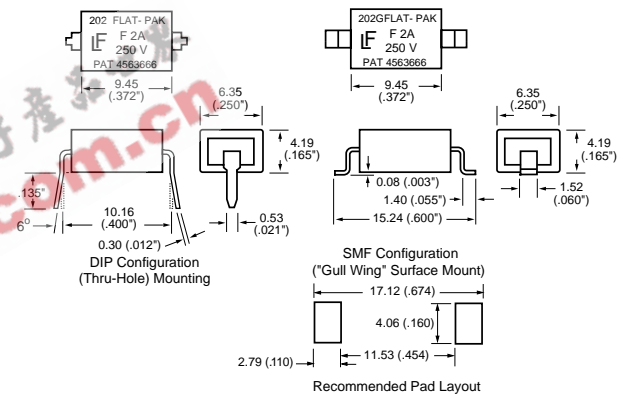
ORDERING INFORMATION

| Catalog Number | Catalog ¹ Number | Ampere Rating | Voltage Rating | Nominal Resistance Cold Ohms | Nominal Melting I ² t A ² Sec. |
|----------------|-----------------------------|---------------|----------------|------------------------------|--|
| 203.250 | 203.250G | 1/4 | 250 | 1.36 | 0.0126 |
| 203.500 | 203.500G | 1/2 | 250 | 0.433 | 0.112 |
| 203.750 | 203.750G | 3/4 | 250 | 0.158 | 0.327 |
| 203 001 | 203 001G | 1 | 250 | 0.0755 | 0.328 |
| 203 01.5 | 203 01.5G | 1½ | 250 | 0.0390 | 0.850 |
| 203 002 | 203 002G | 2 | 250 | 0.0345 | 1.70 |
| 203 02.5 | 203 02.5G | 2½ | 250 | 0.0237 | 2.87 |
| 203 003 | 203 003G | 3 | 250 | 0.0197 | 4.40 |
| 203 004 | 203 004G | 4 | 250 | 0.0148 | 8.75 |
| 203 005 | 203 005G | 5 | 250 | 0.0124 | 14.7 |

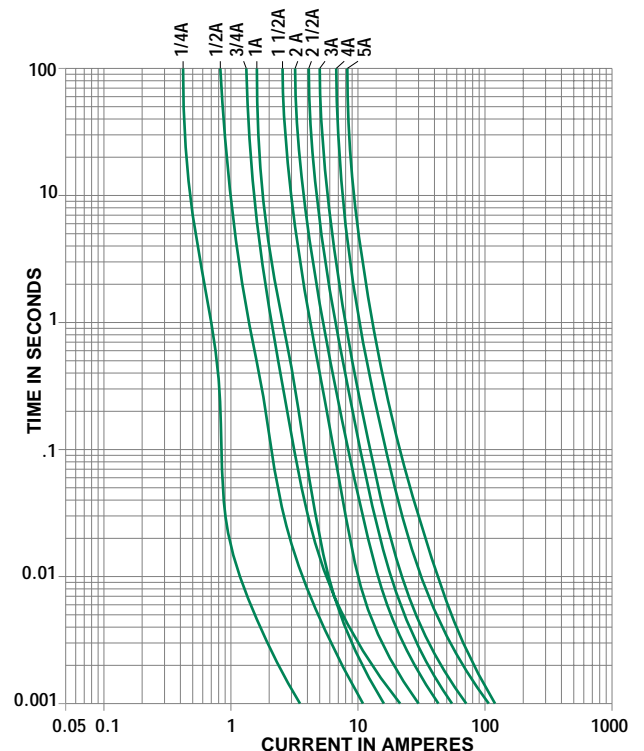
¹SMF fuse marking includes the letter "G" next to the series number indicating "Gull-Wing".



Reference Dimensions:



Average Time Current Curves



10 SURFACE MOUNT FUSES