

## NTC Thermistors, Steel Capped Sensors



QUICK REFERENCE DATA	
PARAMETER	VALUE
Resistance value at:	
0 °C	35 875 Ω ± 7 %
25 °C	12 000 Ω ± 4 %
85 °C	1475 Ω ± 3 %
100 °C	963 Ω ± 4.2 %
B <sub>25/85</sub> - value	3730 K
Temperature coefficient	- 4.2 %/K
Maximum dissipation	250 mW
Dissipation factor:	
in still air (for information only); note 1	7.5 mW/K
in still water (for information only); note 1	18 mW/K
Thermal time constant (τ) in still air; note 1	285 s
Response time; note 2	13 to 16 s
Temperature gradient; note 3	≤ 0.02 K/K
Operating temperature range:	
at zero power; continuously	- 25 to + 110 °C
at zero power; peak	130 °C
at maximum power	0 to + 55 °C
Minimum dielectric withstanding voltage (RMS) between terminals and capsule during:	
1 minute	1500 V
10 seconds	1650 V
Minimum insulation resistance between terminals and capsule at 100 V (DC)	100 MΩ
Mass	≈ 8 g

### Notes

- Measured with AMP connectors in still air with solid copper wires of 1 mm diameter.
- The response time is the time necessary to change 63.2 % of the total difference between the initial and the final body temperature, when subjected to a step function change in ambient temperature.  
Step change:
  - initial temperature: air at 25 °C
  - final temperature: water at 100 °C
- The temperature gradient is the difference per degree Celsius between the true temperature of the liquid (water) and the temperature measured by the sensor.

### FEATURES

- High mechanical strength
- AMP connectors for easy connection
- Excellent accuracy over a wide temperature range
- Old part number was 2322 640 90042
- Component in accordance to RoHS 2002/95/EC and WEEE 2002/96/EC

### APPLICATIONS

- Sensors for water temperature control in, for example:
  - washing machines
  - dish washers
  - heat pumps
  - electric boilers.

These thermistors have a negative temperature coefficient. The device consists of a ceramic material which is mounted in a capsule of stainless steel and provided with two 6.3 mm tinned bronze spade connectors.

The device is non-flammable and the housing is stainless steel in accordance with "DIN 1.4301" (× 5 CrNi 18 9).

### MOUNTING

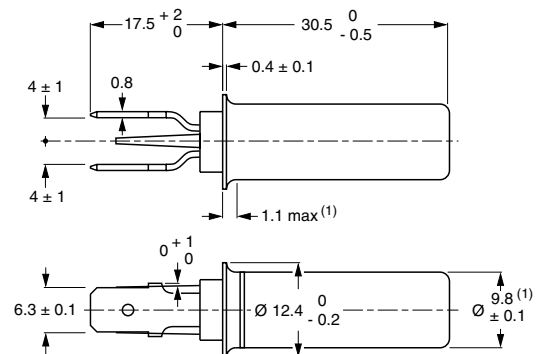
Connect to two FASTONS 6.3 x 0.8 or equivalent.

### PACKAGING

The thermistors are packed in cardboard boxes; the smallest packaging quantity is 50 units.

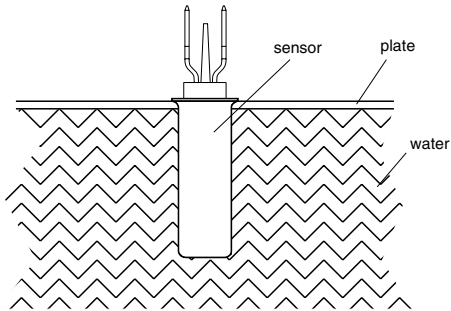
### DIMENSIONS in millimeters

Component outline

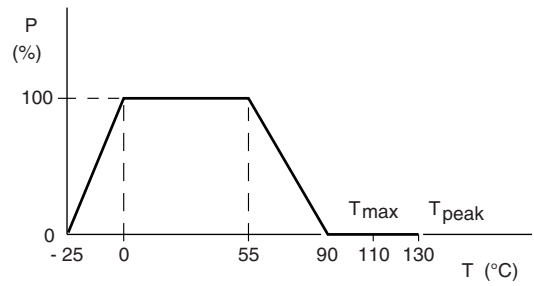




**METHOD OF APPLICATION**



**DERATING**



Power derating curve





### Notice

Specifications of the products displayed herein are subject to change without notice. Vishay Intertechnology, Inc., or anyone on its behalf, assumes no responsibility or liability for any errors or inaccuracies.

Information contained herein is intended to provide a product description only. No license, express or implied, by estoppel or otherwise, to any intellectual property rights is granted by this document. Except as provided in Vishay's terms and conditions of sale for such products, Vishay assumes no liability whatsoever, and disclaims any express or implied warranty, relating to sale and/or use of Vishay products including liability or warranties relating to fitness for a particular purpose, merchantability, or infringement of any patent, copyright, or other intellectual property right.

The products shown herein are not designed for use in medical, life-saving, or life-sustaining applications. Customers using or selling these products for use in such applications do so at their own risk and agree to fully indemnify Vishay for any damages resulting from such improper use or sale.

EEPW 电子产品世界  
.com.cn