

Capacitor Type

# PP

POLYPROPYLENE-FOIL  
SELF CASED · AXIAL  
LEADS

# MICROMATIC®

**TOLERANCE:**

Available in ± 1, 2, 2.5, 5, 10%

**CONSTRUCTION:**

Non-inductively constructed with polypropylene dielectric and tin-lead foil. Extended dielectric.

**CASE:**

Self cased using heat shrinkable polypropylene.

**OPERATING TEMPERATURE RANGE:**

-55°C to +105°C.

**DISSIPATION FACTOR:**

.1% Max. @ 1KHz  
.2% Max. Cap. ≥ .047μF

**DIELECTRIC ABSORPTION:**

.1%

**INSULATION RESISTANCE:**

>50K MΩ x μF,  
need not exceed 100K MΩ

**WIRE LEADS:**

#22 AWG (.025").


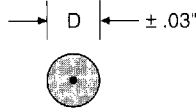
**MARKING:**

ITW®, capacitance in PF code, tolerance, voltage, P.

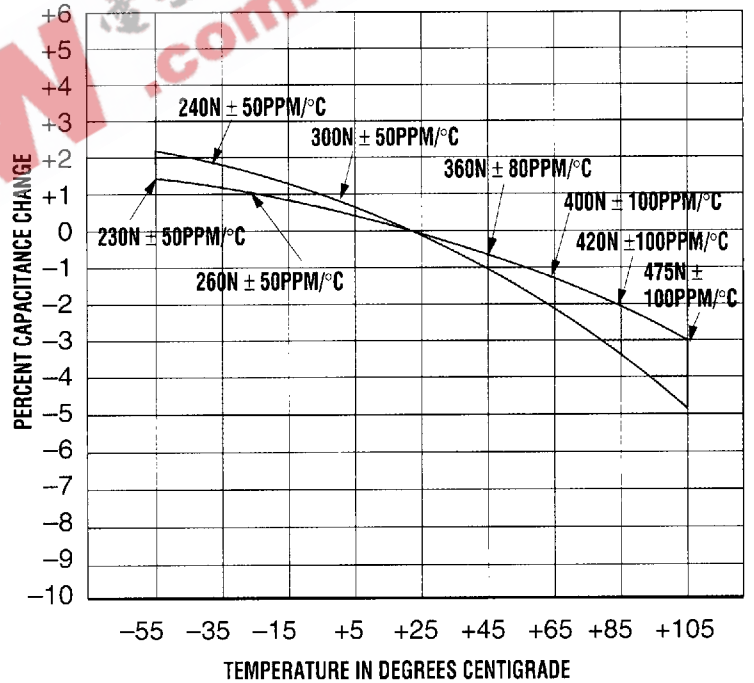
**REEL PACKAGING:**

Available for automatic insertion.

| PF CODE | VALUE<br>μF | DIMENSIONS |      | VOLTAGE<br>VDC | TYPE<br>PP |
|---------|-------------|------------|------|----------------|------------|
|         |             | D          | L    |                |            |
| 102     | .001        | .170       | .481 | 600            | 481        |
| 152     | .0015       | .180       | .481 | 400            | 481        |
| 222     | .0022       | .195       | .481 | 400            | 481        |
| 472     | .0047       | .175       | .460 | 250            | 460        |
| 103     | .01         | .225       | .460 | 250            | 460        |
| 153     | .015        | .245       | .460 | 250            | 460        |
| 223     | .022        | .275       | .460 | 250            | 460        |
| 273     | .027        | .260       | .580 | 250            | 580        |
| 333     | .033        | .280       | .580 | 250            | 580        |
| 473     | .047        | .320       | .580 | 250            | 580        |



## CAPACITANCE CHANGE VS TEMPERATURE POLYPROPYLENE MICROMATIC®



EXAMPLE: .01 μF ± 1% 250 VDC =

| PF CODE | TOLERANCE  | VOLTAGE      | TYPE | CASE CODE | REEL PACK     |
|---------|------------|--------------|------|-----------|---------------|
| 103     | F          | 25           | PP   | 460       | R             |
|         | F = ± 1%   | 25 = 250 VDC | PP   | 460       | Add R to      |
|         | G = ± 2%   | 04 = 400 VDC |      | 481       | part number   |
|         | H = ± 2.5% | 06 = 600 VDC |      | 580       | when required |
|         | J = ± 5%   |              |      |           |               |
|         | K = ± 10%  |              |      |           |               |

HOW TO ORDER