



Metallized Polyester Film Capacitors MKT Radial Epoxy Lacquered Type

APPLICATIONS

Blocking and coupling. Bypass and energy reservoir

MARKING

C-value; tolerance; rated voltage; manufacturer's symbol;
code for dielectric material and construction

DIELECTRIC

Polyester film

ELECTRODES

Vacuum deposited aluminium

COATING

Flame retardant epoxy material (UL-class 94 V-0)

CONSTRUCTION

Wound mono construction

LEADS

Tinned wire

CAPACITANCE RANGE (E12 SERIES)

0.001 to 1.0 μ F

CAPACITANCE TOLERANCE

$\pm 10\%$; $\pm 5\%$

RATED (DC) VOLTAGE

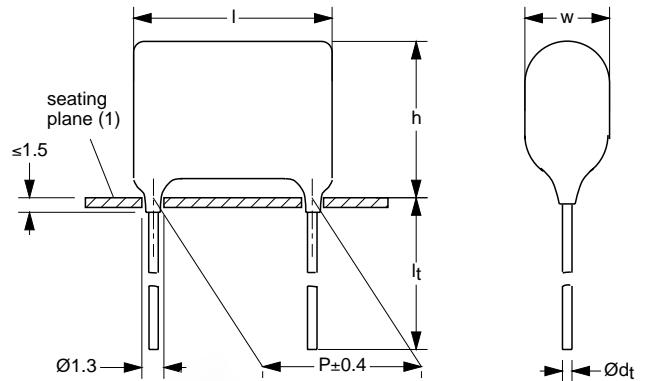
100 V; 250 V; 400 V; 630 V

RATED (AC) VOLTAGE

63 V; 160 V; 220 V; 250 V

CLIMATIC CATEGORY

55/105/56



Dimensions in mm.
(1) Hole $\varnothing 1.0$ for $d_t = 0.6$ mm.

RATED TEMPERATURE

85 °C

MAXIMUM APPLICATION TEMPERATURE

105 °C

REFERENCE SPECIFICATIONS

IEC 60384-2

PERFORMANCE GRADE

Grade 1 (long life)

MATERIALS

Qualified in accordance with UL94 V-0

FEATURES

Available taped and loose in box

DETAIL SPECIFICATION

For more detailed data and test requirements see "Type detail specification HQN-384-02/102"

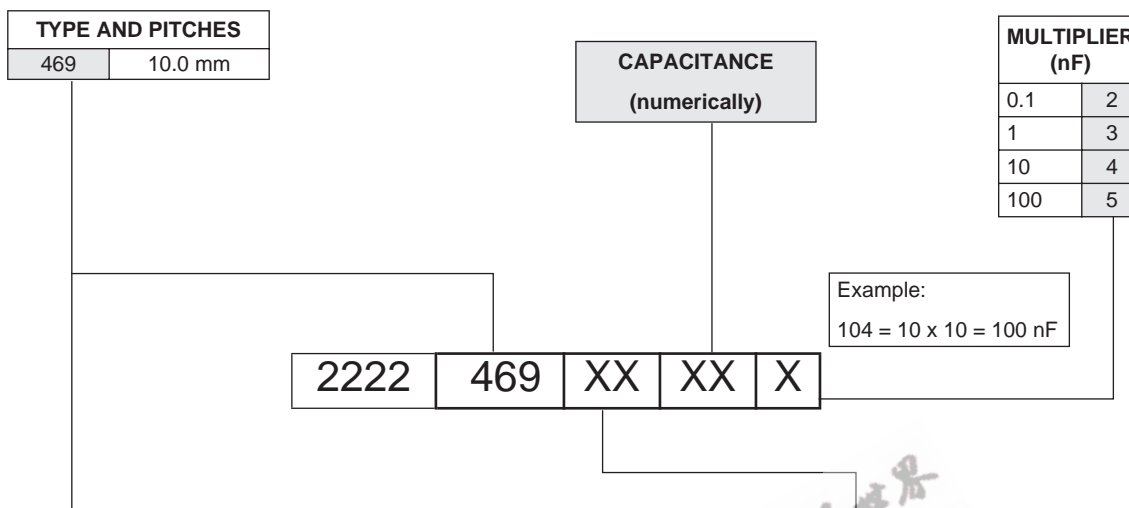
MKT 469

Vishay BCcomponents

Metallized Polyester Film Capacitors
MKT Radial Epoxy Lacquered Type



COMPOSITION OF CATALOG NUMBER



TYPE	PACKAGING	LEAD CONFIGURATION	ON REQUEST				
			C-TOL	100 V	250 V	400 V	630 V
MKT 469	loose in box	lead length 4.0+1.0/-0.5 mm	±10%	25	45	55	65
			±5%	26	46	56	66
		lead length 22.0 ±4.0 mm	±10%	21	41	51	61
			±5%	22	42	52	62
	taped on reel	H = 18.5 mm; P ₀ = 12.7 mm; reel diameter = 500 mm	±10%	28	48	58	68
			±5%	29	49	59	69

SPECIFIC REFERENCE DATA

DESCRIPTION	VALUE			
	at 1 kHz	at 10 kHz	at 100 kHz	
Tangent of loss angle:				
C ≤ 0.1 μF	≤75 × 10 ⁻⁴	≤120 × 10 ⁻⁴	≤200 × 10 ⁻⁴	
0.1 μF < C ≤ 0.47 μF	≤75 × 10 ⁻⁴	≤120 × 10 ⁻⁴	≤225 × 10 ⁻⁴	
0.47 μF < C ≤ 1.0 μF	≤75 × 10 ⁻⁴	≤120 × 10 ⁻⁴	-	
Rated voltage pulse slope (dU/dt) _R at 100 V (DC)	at 100 V (DC)	at 250 V (DC)	at 400 V (DC)	at 630 V (DC)
	30 V/μs	120 V/μs	170 V/μs	120 V/μs
R between leads, for C ≤ 0.33 μF:				
at 100 V; 1 minute		>30000 MΩ	>30000 MΩ	
at 500 V; 1 minute				>30000 MΩ
RC between leads, for C > 0.33 μF at 100 V; 1 minute	>5000 s			
R between interconnecting leads and casing; 100 V; 1 minute	>30000 MΩ	>30000 MΩ	>30000 MΩ	>30000 MΩ
Withstanding (DC) voltage (cut off current 10 mA); rise time 100 V/s	160 V; 1 minute	400 V; 1 minute	640 V; 1 minute	1008 V; 1 minute
Withstanding (DC) voltage between leads and case	200 V; 1 minute	500 V; 1 minute	800 V; 1 minute	1260 V; 1 minute



$U_{Rdc} = 100\text{ V}; U_{Rac} = 63\text{ V}$

C (μF)	DIMENSIONS $w_{\text{max}} \times h_{\text{max}} \times l_{\text{max}}$ (mm)	MASS (g)	CATALOG NUMBER 2222 469 AND PACKAGING			
			LOOSE IN BOX			REEL
			$l_t = 4.0 +1.0/-0.5\text{ mm}$		$l_t = 22.0 \pm 4.0\text{ mm}$	
			C-tol = $\pm 10\%$	SPQ	SPQ	SPQ
last 5 digits of catalog number						
Pitch = 10.0 \pm0.4 mm; $d_t = 0.60 \pm 0.06\text{ mm}$						
0.056	4.0 \times 9.3 \times 12.5	0.4	25563	2000	1500	1500
0.068			25683			
0.082			25823			
0.1			25104			
0.12	4.3 \times 9.7 \times 12.5	0.5	25124	2000	1500	1500
0.15	3.9 \times 9.2 \times 12.5	0.4	25154	2000	1500	1500
0.18	4.2 \times 9.5 \times 12.5	0.4	25184	2000	1500	1500
0.22	4.5 \times 9.9 \times 12.5	0.5	25224	2000	1500	1300
0.27	4.2 \times 9.5 \times 12.5	0.4	25274	2000	1500	1500
0.33	4.6 \times 9.9 \times 12.5	0.5	25334	2000	1500	1300
0.39	4.0 \times 9.3 \times 12.5	0.4	25394	2000	1500	1500
0.47	4.2 \times 9.5 \times 12.5	0.4	25474	2000	1500	1500
0.56	4.6 \times 9.9 \times 12.5	0.5	25564	2000	1500	1300
0.68	5.0 \times 10.3 \times 12.5	0.5	25684	1500	1250	1200
0.82	5.5 \times 10.8 \times 12.5	0.6	25824	1500	1000	1100
1.0	6.0 \times 11.3 \times 12.5	0.6	25105	1250	1000	1000

$U_{Rdc} = 250\text{ V}; U_{Rac} = 160\text{ V}$

C (μF)	DIMENSIONS $w_{\text{max}} \times h_{\text{max}} \times l_{\text{max}}$ (mm)	MASS (g)	CATALOG NUMBER 2222 469 AND PACKAGING			
			LOOSE IN BOX			REEL
			$l_t = 4.0 +1.0/-0.5\text{ mm}$		$l_t = 22.0 \pm 4.0\text{ mm}$	
			C-tol = $\pm 10\%$	SPQ	SPQ	SPQ
last 5 digits of catalog number						
Pitch = 10.0 \pm0.4 mm; $d_t = 0.60 \pm 0.06\text{ mm}$						
0.027	4.2 \times 9.5 \times 12.5	0.4	45273	2000	1500	1500
0.033	4.6 \times 9.9 \times 12.5	0.5	45333	2000	1500	1300
0.039	4.0 \times 9.3 \times 12.5	0.4	45393	2000	1500	1500
0.047	4.1 \times 9.4 \times 12.5	0.4	45473	2000	1500	1500
0.056	4.0 \times 9.3 \times 12.5	0.4	45563	2000	1500	1500
0.068	4.1 \times 9.4 \times 12.5	0.4	45683	2000	1500	1500
0.082	4.4 \times 9.7 \times 12.5	0.5	45823	2000	1500	1500
0.1	4.0 \times 9.3 \times 12.5	0.4	45104	2000	1500	1500
0.12	4.3 \times 9.7 \times 12.5	0.5	45124	2000	1500	1500
0.15	4.8 \times 10.1 \times 12.5	0.5	45154	2000	1250	1300
0.18	5.2 \times 10.5 \times 12.5	0.5	45184	1500	1000	1200
0.22	5.8 \times 11.1 \times 12.5	0.6	45224	1500	1000	1100

MKT 469

Vishay BCcomponents

Metallized Polyester Film Capacitors
MKT Radial Epoxy Lacquered Type



$U_{Rdc} = 400\text{ V}$; $U_{Rac} = 220\text{ V}$

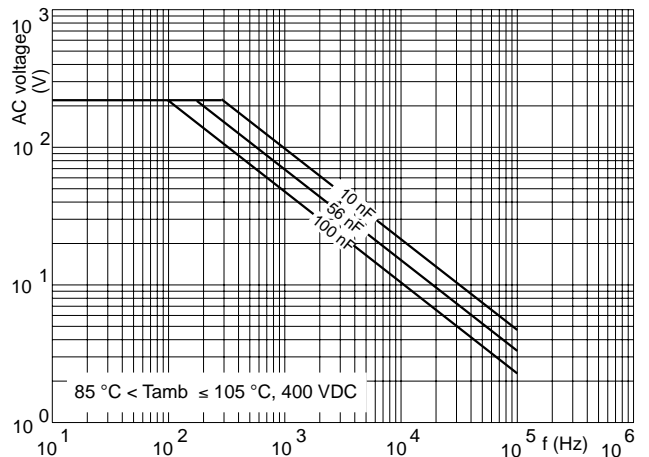
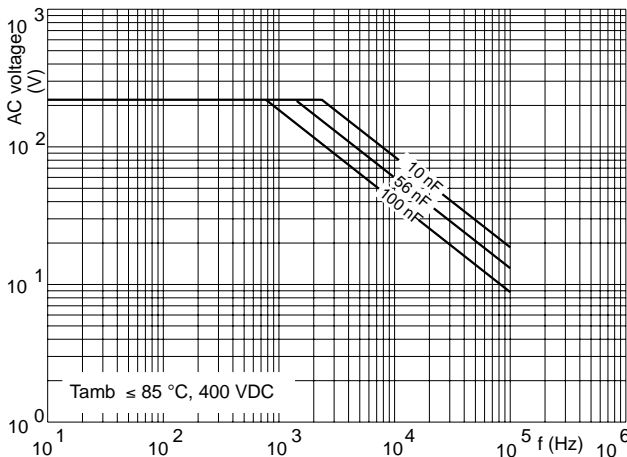
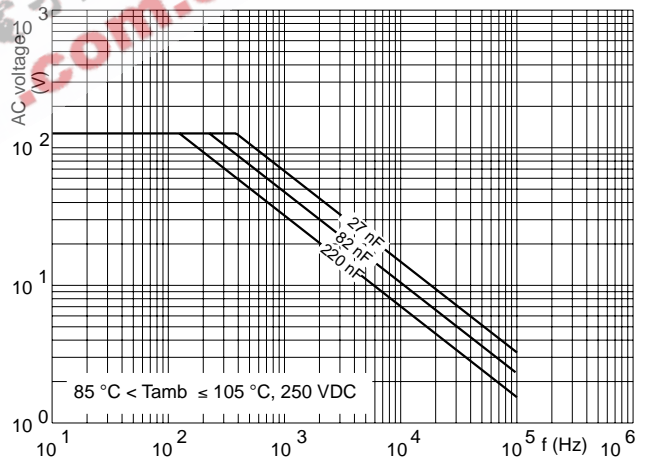
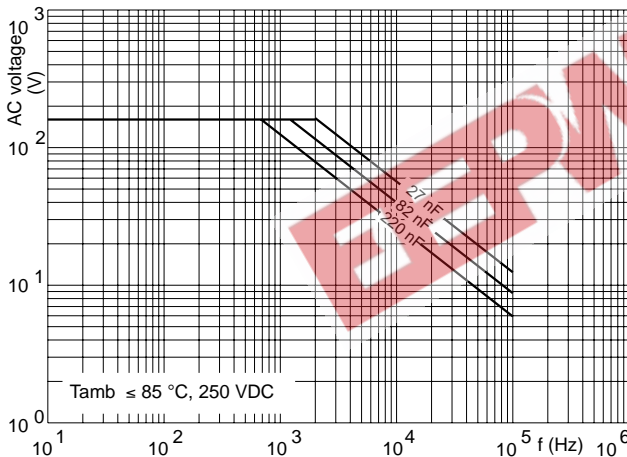
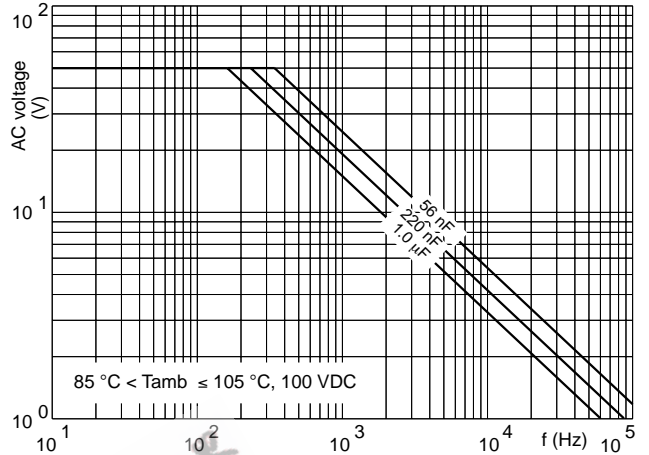
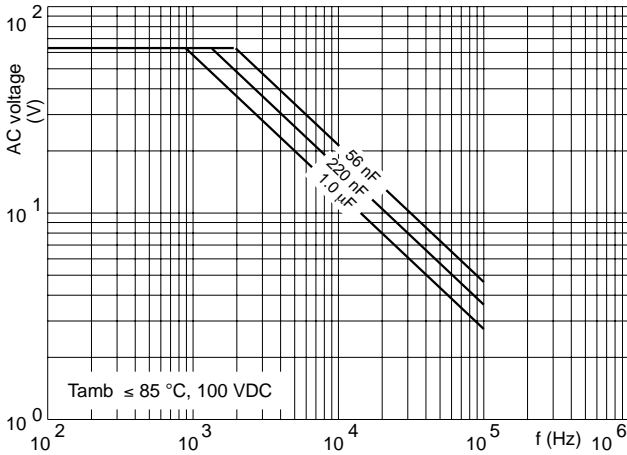
C (μF)	DIMENSIONS $w_{\text{max}} \times h_{\text{max}} \times l_{\text{max}}$ (mm)	MASS (g)	CATALOG NUMBER 2222 469 AND PACKAGING			
			LOOSE IN BOX			REEL
			$l_t = 4.0 +1.0/-0.5\text{ mm}$		$l_t = 22.0 \pm 4.0\text{ mm}$	
			C-tol = $\pm 10\%$	SPQ	SPQ	SPQ
last 5 digits of catalog number						
Pitch = $10.0 \pm 0.4\text{ mm}$; $d_t = 0.60 \pm 0.06\text{ mm}$						
0.001	4.5 × 9.9 × 12.5	0.5	55102	2000	1500	1300
0.0012			55122			
0.0015			55152			
0.0018			55182			
0.0022	4.0 × 9.3 × 12.5	0.4	55222	2000	1500	1500
0.0027	4.3 × 9.7 × 12.5	0.5	55272	2000	1500	1500
0.0033	4.6 × 9.9 × 12.5	0.5	55332	2000	1500	1300
0.0039	4.0 × 9.3 × 12.5	0.4	55392	2000	1500	1500
0.0047	4.1 × 9.5 × 12.5	0.4	55472	2000	1500	1500
0.0056	4.6 × 9.9 × 12.5	0.5	55562	2000	1500	1300
0.0068	4.2 × 9.5 × 12.5	0.4	55682	2000	1500	1500
0.0082	4.6 × 9.9 × 12.5	0.5	55822	2000	1500	1300
0.01	4.1 × 9.4 × 12.5	0.4	55103	2000	1500	1500
0.012	4.5 × 9.9 × 12.5	0.5	55123	2000	1500	1300
0.015	4.1 × 9.4 × 12.5	0.4	55153	2000	1500	1500
0.018	4.5 × 9.9 × 12.5	0.5	55183	2000	1500	1300
0.022	4.0 × 9.3 × 12.5	0.4	55223	2000	1500	1500
0.027	4.2 × 9.5 × 12.5	0.4	55273	2000	1500	1500
0.033	4.6 × 9.9 × 12.5	0.5	55333	2000	1500	1300
0.039	5.0 × 10.3 × 12.5	0.5	55393	1500	1250	1200
0.047	4.1 × 9.4 × 12.5	0.4	55473	2000	1500	1500
0.056	4.4 × 9.7 × 12.5	0.5	55563	2000	1500	1500
0.068	4.8 × 10.1 × 12.5	0.5	55683	2000	1250	1300
0.082	5.4 × 10.8 × 12.5	0.6	55823	1500	1000	1200
0.1	5.7 × 11.0 × 12.5	0.6	55104	1500	1000	1100

$U_{Rdc} = 630\text{ V}$; $U_{Rac} = 250\text{ V}$

C (μF)	DIMENSIONS $w_{\text{max}} \times h_{\text{max}} \times l_{\text{max}}$ (mm)	MASS (g)	CATALOG NUMBER 2222 469 AND PACKAGING			
			LOOSE IN BOX			REEL
			$l_t = 4.0 +1.0/-0.5\text{ mm}$		$l_t = 22.0 \pm 4.0\text{ mm}$	
			C-tol = $\pm 10\%$	SPQ	SPQ	SPQ
last 5 digits of catalog number						
Pitch = $10.0 \pm 0.4\text{ mm}$; $d_t = 0.60 \pm 0.06\text{ mm}$						
0.01	4.1 × 9.4 × 12.5	0.4	65103	2000	1500	1500
0.012	4.5 × 9.9 × 12.5	0.5	65123	2000	1500	1300
0.015	4.9 × 10.2 × 12.5	0.5	65153	2000	1250	1200
0.018	5.4 × 10.8 × 12.5	0.6	65183	1500	1000	1100
0.022	4.8 × 10.1 × 12.5	0.5	65223	2000	1250	1300
0.027	5.3 × 10.7 × 12.5	0.6	65273	2000	1000	1200
0.033	5.9 × 11.2 × 12.5	0.6	65333	1500	1000	1100



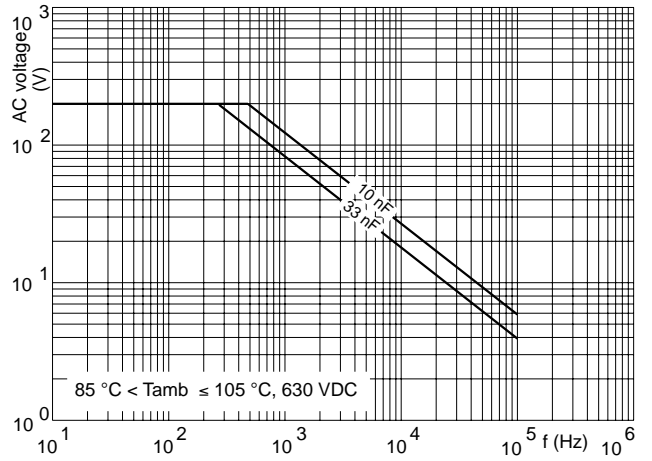
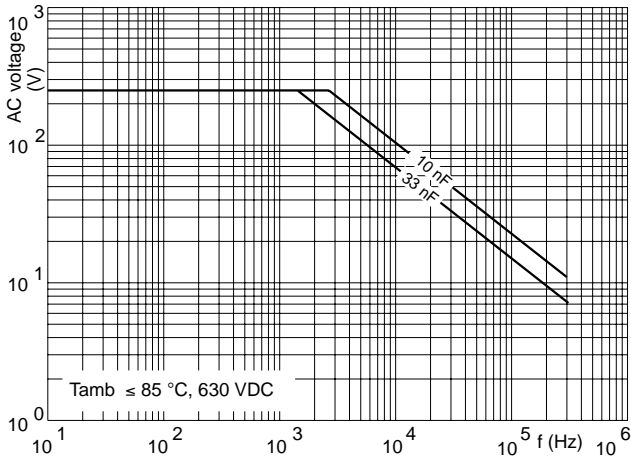
MAXIMUM RMS VOLTAGE (SENAWE) AS A FUNCTION OF FREQUENCY



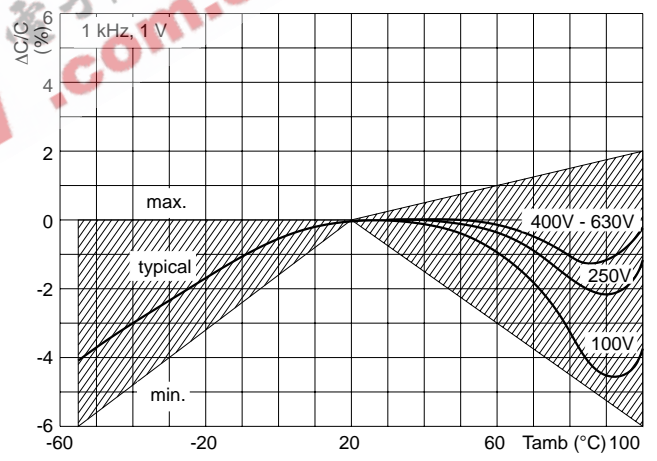
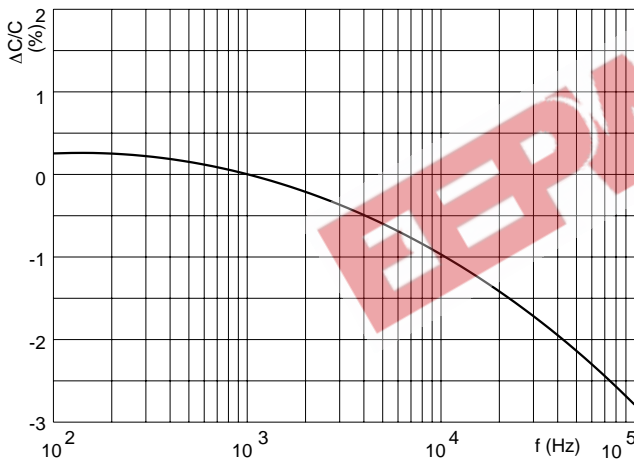
MKT 469

Vishay BCcomponents

Metallized Polyester Film Capacitors
MKT Radial Epoxy Lacquered Type



CAPACITANCE



IMPEDANCE

