

Capacitor Type

# PP

POLYPROPYLENE-FOIL  
SELF CASED · AXIAL  
LEADS

# MICROMATIC®

**TOLERANCE:**

Available in  $\pm 1, 2, 2.5, 5, 10\%$

**CONSTRUCTION:**

Non-inductively constructed with polypropylene dielectric and tin-lead foil. Extended dielectric.

**CASE:**

Self cased using heat shrinkable polypropylene.

**OPERATING TEMPERATURE RANGE:**

$-55^{\circ}\text{C}$  to  $+105^{\circ}\text{C}$ .

**DISSIPATION FACTOR:**

.1% Max. @ 1KHz  
.2% Max. Cap.  $\geq .047\mu\text{F}$

**DIELECTRIC ABSORPTION:**

.1%

**INSULATION RESISTANCE:**

$>50\text{K M}\Omega \times \mu\text{F}$ ,  
need not exceed  $100\text{K M}\Omega$

**WIRE LEADS:**

#22 AWG (.025").


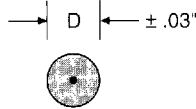
**MARKING:**

ITW®, capacitance in PF code, tolerance, voltage, P.

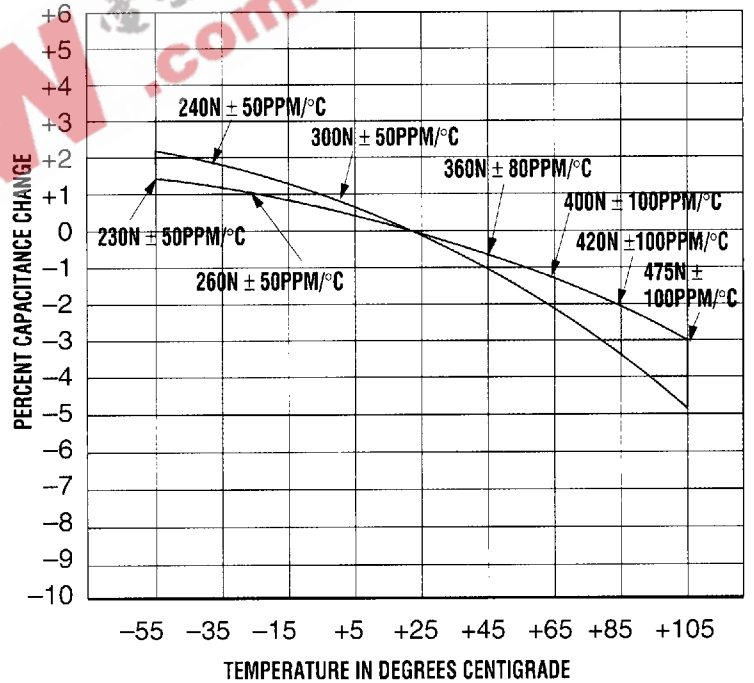
**REEL PACKAGING:**

Available for automatic insertion.

PF CODE	VALUE $\mu\text{F}$	DIMENSIONS		VOLTAGE VDC	TYPE PP
		D	L		
102	.001	.170	.481	600	481
152	.0015	.180	.481	400	481
222	.0022	.195	.481	400	481
472	.0047	.175	.460	250	460
103	.01	.225	.460	250	460
153	.015	.245	.460	250	460
223	.022	.275	.460	250	460
273	.027	.260	.580	250	580
333	.033	.280	.580	250	580
473	.047	.320	.580	250	580



## CAPACITANCE CHANGE VS TEMPERATURE POLYPROPYLENE MICROMATIC®



EXAMPLE: .01  $\mu\text{F} \pm 1\%$  250 VDC =

PF CODE	TOLERANCE	VOLTAGE	TYPE	CASE CODE	REEL PACK
103	F	25	PP	460	R
	F = $\pm 1\%$	25 = 250 VDC	PP	460	Add R to
	G = $\pm 2\%$	04 = 400 VDC		481	part number
	H = $\pm 2.5\%$	06 = 600 VDC		580	when required
	J = $\pm 5\%$				
	K = $\pm 10\%$				

HOW TO ORDER