

# Axial Lead and Cartridge Fuses

Designed to UL/CSA Standards

**RoHS** **Pb** **5 x 20 mm** Fast-Acting Fuse 235 Series



- Designed to UL/CSA/ANCE 248 Standard.
- Available in Cartridge and Axial Lead Format.
- Available in ratings of 0.100 to 6 amperes.
- RoHS compliant and Pb-free version available, add XP suffix to standard catalog number

### ELECTRICAL CHARACTERISTICS:

% of Ampere Rating	Opening Time
100%	4 hours, <b>Minimum</b>
135%	1 hour, <b>Maximum</b>
200%	5 second, <b>Maximum</b>


### INTERRUPTING RATING:

0.10-1A	10,000 amperes at 125 VAC, 0.7-0.8 power factor 35 amperes at 250 VAC, 0.7-0.8 power factor
1.25A-3.15A	10,000 amperes at 125 VAC, 0.7-0.8 power factor 100 amperes at 250 VAC, 0.7-0.8 power factor
4A-6A	10,000 amperes at 125 VAC, 0.7-0.8 power factor

### ORDERING INFORMATION:

RoHS compliant and Pb-free version available, add XP suffix to standard catalog number

Catalog Number	Ampere Rating	Voltage Rating	Nominal Resistance Cold Ohms	Nominal Melting I <sup>2</sup> t A <sup>2</sup> Sec.
235.100	.100	250	8.40	0.00160
235.125	.125	250	5.75	0.00280
235.200	.200	250	3.15	0.00890
235.250	.250	250	2.25	0.0170
235.300	.300	250	1.60	0.0330
235.400	.400	250	1.08	0.0600
235.500	.500	250	0.455	0.0710
235.600	.600	250	0.318	0.115
235.700	.700	250	0.263	0.160
235.800	.800	250	0.195	0.260
235 001	1	250	0.153	0.480
235 1.25	1.25	250	0.106	1.12
235 01.6	1.6	250	0.0775	2.08
235 002	2	250	0.0600	2.72
235 02.5	2.5	250	0.0438	5.59
235 003	3	250	0.0348	8.62
235 004	4	125	0.0248	17.60
235 005	5	125	0.0185	28.15
235 006	6	125	0.0150	48.60



### ENVIRONMENTAL SPECIFICATIONS:

**Operating temperature:** -55°C to 125°C

**Thermal Shock:** MIL-STD-202F Method 107G, Test Condition B: (5 cycles -65°C to +125°C)

**Vibration:** MIL-STD-202F Method 201A

**Humidity:** MIL-STD-202F Method 103B, Test Condition A. high relative humidity (95%) and elevated temperature (40°C) for 240 hours.

**Salt Spray:** MIL-STD-202F Method 101D, Test Condition B

### PHYSICAL SPECIFICATIONS:

**Material:** Body: Glass

Cap: Nickel Plated Brass

Leads: Tin Plated Copper

**Terminal Strength:** MIL-STD-202F Method 211A, Test Condition A

**Solderability:** Reference IEC 60127 Second Edition 2003-01 Annex A

**Terminal strength:** MIL-STD-202F Method 211A, Test Condition A

**Product Marking:** Cap 1: current and voltage rating.

Cap 2: Agency approval markings.

**Packaging:** Available in Bulk (v=5, H=100, M=1000 pcs/pkg) or on Tape/Reel (MRET1=1000 pcs/reel).

# Axial Lead and Cartridge Fuses

Designed to UL/CSA Standards

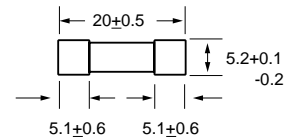
**RoHS** **Pb** **5 x 20 mm** Fast-Acting Fuse 235 Series



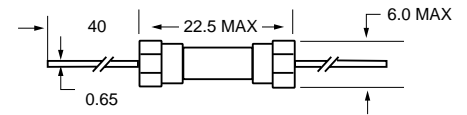
## Agency Approvals

Agency Approvals		Ampere Range
	Certificate No. Cartridge	
	NBK290502-E10480 G	1A – 3A 250V 100A
	NBK280602-E10480 C	4A & 5A 125V 10000A
	NBK290502-E10480 I Leaded	6A 125V 500A
	NBK290502-E10480 H	1A – 3A 250V 100A
NBK280602-E10480 D	4A & 5A 125V 10000A	
NBK290502-E10480 J	6A 125V 500A	
	Certificate No. SU05001-3007	100mA – 400mA
	SU05001-2002	500mA – 3A
	SU05001-2003	4A – 6A
	Listed File No. E10480	100mA – 6A
	Guide No. JDYX	
	File No. 029862	
	Cert. Class No. LR1422-01	

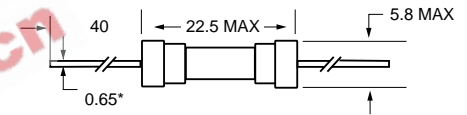
**0235000**<sup>1</sup>



**0235.100 XE**<sup>2</sup>  
to  
**0235.400 XE**<sup>2</sup>



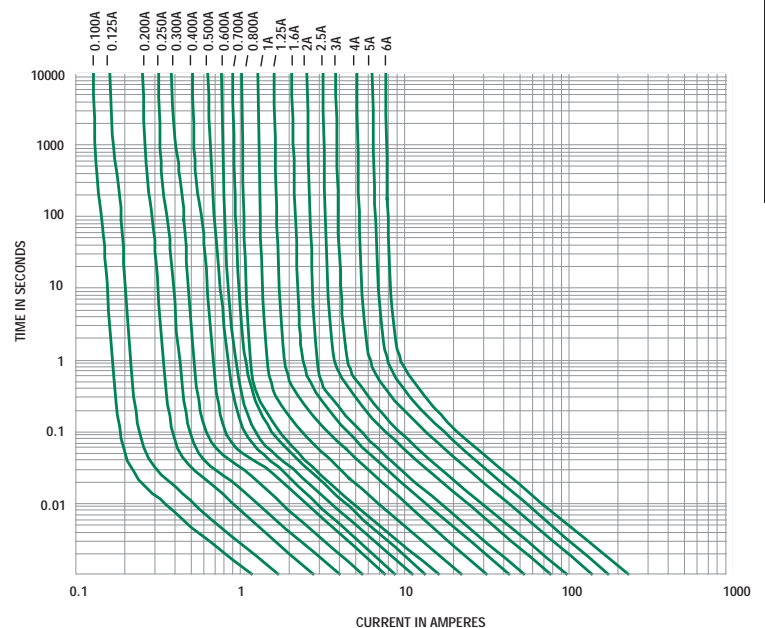
**0235.500 XE**<sup>2</sup>  
to  
**0235006.XE**<sup>2</sup>



All dimensions in mm

- Notes:  
 \* Ratings above 6.3A  
 ø0.8 mm dia lead  
 1 For RoHS compliant parts  
 add suffix 'XP'  
 2 For RoHS compliant parts  
 add suffix 'P'

## Average Time Current Curves



11  
AXIAL LEAD AND  
CARTRIDGE FUSES