

# Axial Lead and Cartridge Fuses

Subminiature Glass Body

## 2AG Slo-Blo® Fuse 229/230 Series



The 2AG Slo-Blo® fuses are available in cartridge form or with axial leads. Axial leaded fuses are board washable. 2AG fuses provide the same performance characteristics as their 3AG counterpart, while occupying one-third the space. Sleeved fuses are available.

### ELECTRICAL CHARACTERISTICS:

% of Ampere Rating	Opening Time
100%	4 hours, <b>Minimum</b>
135%	1 hour, <b>Maximum</b>
200%	3 seconds, <b>Minimum</b>
	20 seconds, <b>Maximum</b>

**AGENCY APPROVALS:** Listed by Underwriters Laboratories and Certified by CSA through 3.5 amperes. Recognized under the Components Program of Underwriters Laboratories from 4 through 7 amperes. 1 through 7 amperes approved by METI.

**AGENCY FILE NUMBERS:** UL E10480, CSA LR 29862.

### INTERRUPTING RATINGS:

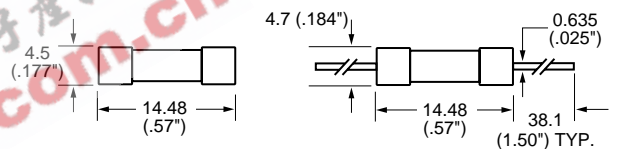
0.25–3.5A	10,000 amperes at 125VAC
4–7A	400 amperes at 125VAC
0.25–1A	35 amperes at 250VAC
1.25–3.5A	100 amperes at 250VAC

**PACKAGING OPTIONS:** 230 Series available on Tape and Reel per EIA-296. For 1500 pieces per reel, add packaging suffix DRT1W. See page 8 for pitch dimensions. 229 and 230 series available in bulk packaging. For 1000 pieces bulk, add packaging suffix M.



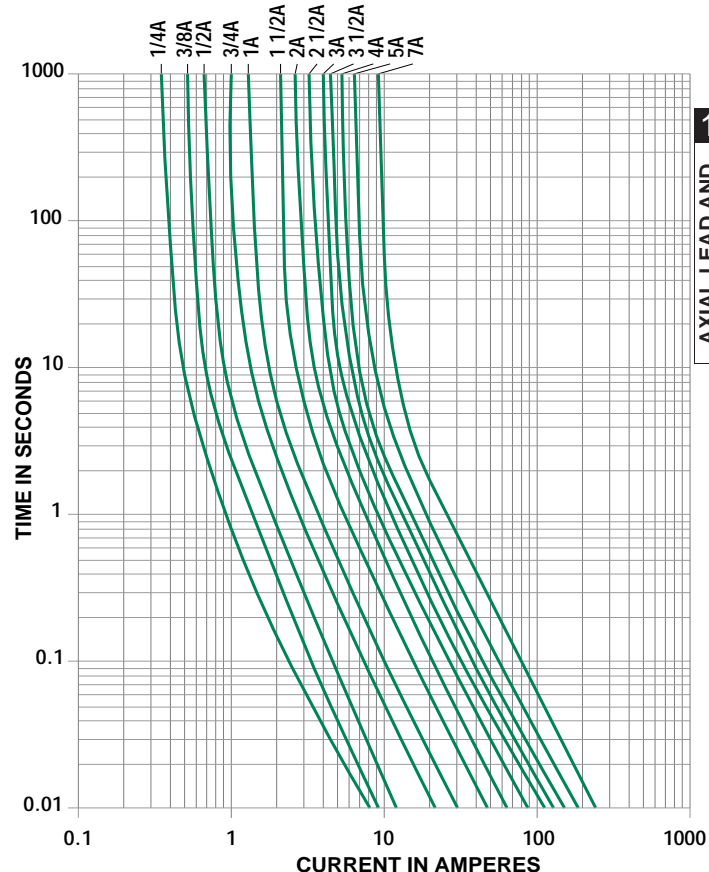
229 000 Series

230 000 Series



Axial Lead Material: Solder coated copper.

### Average Time Current Curves



### ORDERING INFORMATION:

Cartridge Catalog Number	Axial Lead Catalog Number	Ampere Rating	Voltage Rating	Nominal Resistance Cold Ohms	Nominal Melting I <sup>2</sup> t A <sup>2</sup> Sec.
229.250	230.250	1/4	250	2.41	0.216
229.350	230.350	.350	250	1.30	0.490
229.375	230.375	3/8	250		0.580
229.500	230.500	1/2	250	0.688	1.16
229.600	230.600	6/10	250	0.477	1.75
229.750	230.750	3/4	250	0.340	2.95
229.800	230.800	8/10	250	0.304	3.45
229 001	230 001	1	250		5.64
229 1.25	230 1.25	1 1/4	250	0.145	9.80
229 01.5	230 01.5	1 1/2	250	0.107	15.0
229 002	230 002	2	250	0.0692	30.0
229 2.25	230 2.25	2 1/4	250	0.0562	39.0
229 02.5	230 02.5	2 1/2	250	0.0498	50.0
229 003	230 003	3	250	0.0380	77.0
229 03.5	230 03.5	3 1/2	250	0.0310	110.0
229 004	230 004	4	125	0.0256	148.0
229 005	230 005	5	125	0.0185	267.0
229 006	230 006	6	125	0.0140	380.0
229 007	230 007	7	125	0.0115	464.0

# Axial Lead and Cartridge Fuses

## Subminiature Glass Body

### 2AG Slo-Blo® Fuse 229/230 Series

## SURGE WITHSTAND SPECIFICATIONS

Our standard 229 and 230 Series Slo-Blo® fuses meet the demanding requirements of the Telecom industry. These Fuses combine conventional overcurrent protection with the ability to withstand high current, short duration pulses. These fuses comply with the short circuit requirements of UL 1459 for telephone equipment. Insulating Sleeve Option available. We have characterized these fuses for the Telecom industry requirements as shown below.

#### ELECTRICAL CHARACTERISTICS:

##### Short Circuit Capabilities:

UL 60950 (UL 1459 Included):	60A,	600VAC
	40A,	600VAC
	7A,	600VAC
	2.2A,	600VAC

- Meets UL 497 Specifications


**PEAK WITHSTAND CURRENT (I<sub>p</sub>):** These fuses will withstand 50 repetitions of a double exponential impulse wave having peak currents (I<sub>p</sub>) and peak voltages as listed.

Cartridge Catalog Number	Axial Lead Catalog Number	Ampere Rating	10 x 160 microsec. 1500V	10 x 560 microsec. 800V	10 x 1000 microsec. 1000V
229.250	230.250	1/4	23.0A	16.6A	12.4A
229.350	230.350	.350	34.0A	25.8A	19.3A
229.375	230.375	3/8	40.0A	25.4A	19.0A
229.500	230.500	1/2	60.0A	37.7A	28.2A
229.600	230.600	6/10	71.0A	47.2A	35.3A
229.750	230.750	3/4	91.0A	65.5A	49.0A
229.800	230.800	8/10	104.0A	68.9A	51.6A
229.001	230.001	1	130.0A	88.6A	66.3A
229.1.25	230.1.25	1 1/4 <sup>1</sup>	162.0A	118.1A	100.0A

<sup>1</sup>500A peak, 2500V, 2 x 10 microseconds, 20 repetitions.

## INDICATING SLO-BLO® FUSE

The 2AG Indicating Slo-Blo® fuse instantly identifies itself upon opening by showing a discoloration of its glass body. Guesswork and time consuming circuit testing are eliminated. This unique design offers the same quality performance characteristics as the standard 2AG fuse design.



\* When ordering the 2AG Indicating Slo-Blo Fuse, an 'S' is required after the catalog number.

#### Example:

-1A Indicating Slo-Blo® Fuse = 230 001S

### 2AG 229/230 Series General Specifications

#### ENVIRONMENTAL SPECIFICATIONS:

**Operating Temperature:** -55°C to 125°C.

**Shock:** MIL-STD-202, Method 213, Test Condition I (100 G's peak for 6 milliseconds).

**Vibration:** MIL-STD-202, Method 201 (10–55 Hz, 0.06 inches total excursion).

**Salt Spray:** MIL-STD-202 Method 101, Test Condition B (48 hours).  
Insulation Resistance (After Opening): MIL-STD-202, Method 302, Test Condition B.

**Resistance to Soldering Heat:** (Axial Leaded Fuses): MIL-STD-202, Method 210A, Test Condition B (260°C, 3 Seconds).

**Thermal Shock:** MIL-STD-202, Method 107, Test Condition B (-65°C to 125°C).

**Moisture Resistance:** MIL-STD-202, Method 106 (90-98% RH, 65°C).

**Solderability:** (Axial Leaded Fuses): MIL-STD-202, Method 208.

#### PHYSICAL SPECIFICATIONS:

**Materials:** Glass Body, Nickel-Plated Brass Fuse Caps. (Insulating sleeve option available).

#### SOLDERING PARAMETERS:

Wave solder — 500°F (260°C), 3 seconds Max.  
Reflow solder — Not recommended.

### 2AG Special Surge Withstand

#### Slo-Blo® Type



**AXIAL LEAD PART NUMBER:** 220 003 (0.35A)

#### ELECTRICAL CHARACTERISTICS:

Amperes	Opening Time
0.35A	4 hours, <b>Minimum</b>
0.6A	90 seconds, <b>Maximum</b>
2.0A	2 seconds, <b>Maximum</b>
6.0A	0.5 second, <b>Maximum</b>

**INTERRUPTING RATINGS:** Same as 230 Series.

**LIGHTNING SURGE WITHSTAND CAPABILITY:** 25 amperes peak, 800V, 10 x 560 microseconds.

#### PATENTED

Refer to page 50 for other Surge Withstand Fuses.