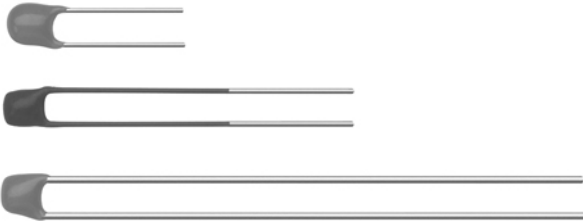


## NTC Thermistors, Accuracy Line



QUICK REFERENCE DATA	
PARAMETER	VALUE
Resistance value at 25 °C	2 to 470 kΩ
Tolerance on R <sub>25</sub> -value	±5%; ±3%; ±2%; ±1%
Tolerance on B <sub>25/85</sub> -value	±2.5 to 0.5%
Maximum dissipation	100 mW
Dissipation factor δ	2.2 mW/K
Response time; note 1	≈1.7 s
Thermal time constant τ	13 s
Operating temperature range at: zero dissipation (continuously)	-40 to +125 °C
zero dissipation (for short maximum dissipation (100 mW))	≤150 °C 0 to +55 °C
Climatic category	40/125/56
Mass	≈0.11 g

### Notes

- Response time in silicone oil MS200/50. This is the time needed for the sensor to reach 63.2% of the total temperature difference when subjected to a temperature change from 25 °C in air to 85 °C in oil.
- Valid for all types with the exception of 2322 640 5.474.

ELECTRICAL DATA AND ORDERING INFORMATION							
R <sub>25</sub> (kΩ)	B <sub>25/85</sub> -VALUE	CATALOG NUMBER 2322 640 5....				CODING (see dimensions)	
		R <sub>25</sub> ±5%	R <sub>25</sub> ±3%	R <sub>25</sub> ±2%	R <sub>25</sub> ±1%	I	II
2	3528 K ±0.5%	3202	6202	4202	5202	orange	orange
2.7	3977 K ±0.75%	3272	6272	4272	5272	red	red
4.7	3977 K ±0.75%	3472	6472	4472	5472	green	green
5	3977 K ±0.75%	3502	6502	4502	5502	black	white
10	3977 K ±0.75%	3103	6103	4103	5103	blue	blue
12	3740 K ±2%	3123	6123	4123	–	yellow	yellow
22	3740 K ±2%	3223	6223	4223	–	white	white
47	4090 K ±1.5%	3473	6473	4473	–	black	black
68	4190 K ±1.5%	3683	6683	4683	–	grey	grey
100	4190 K ±1.5%	3104	6104	4104	5104	brown	brown
470	4570 K ±1.5%	3474	6474	4474	–	violet	violet

### Notes

- Extended range available on request.
- Thermistors have a 12-digit catalog number starting with 2322 640 5; the next digit indicates the tolerance and the last 3 digits indicate the resistance value.

### FEATURES

- Accurate over a wide temperature range (tolerance on B-value between 2.5% and 0.5%)
- Good stability over a long life
- Excellent price/performance ratio
- Flexible leads
- Low heat conductivity through 0.4 mm diameter Ni-leads

### APPLICATIONS

- Temperature sensing and control.

These thermistors have a negative temperature coefficient. The device consists of a chip with two tinned nickel leads and is colour coded.

### PACKAGING

The thermistors are packed in cardboard boxes; the smallest packing quantity is 500 units.

### MARKING

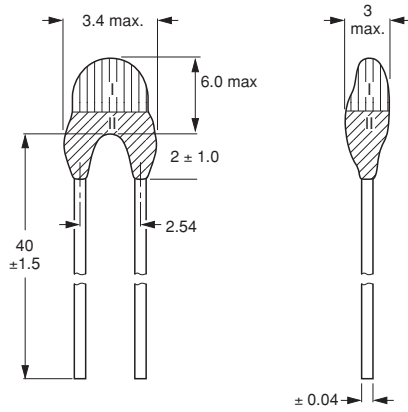
The thermistors are marked with coloured bands; see Dimensions and “Electrical data and ordering information”

### MOUNTING

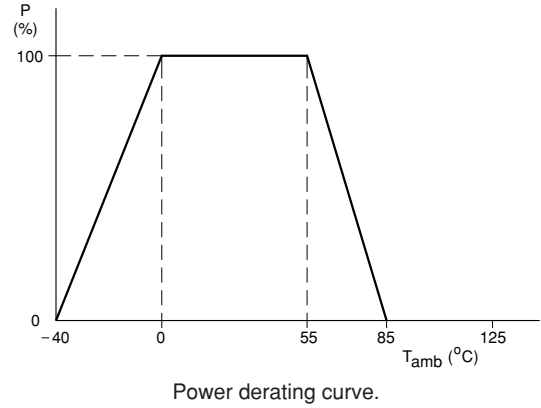
By soldering in any position.



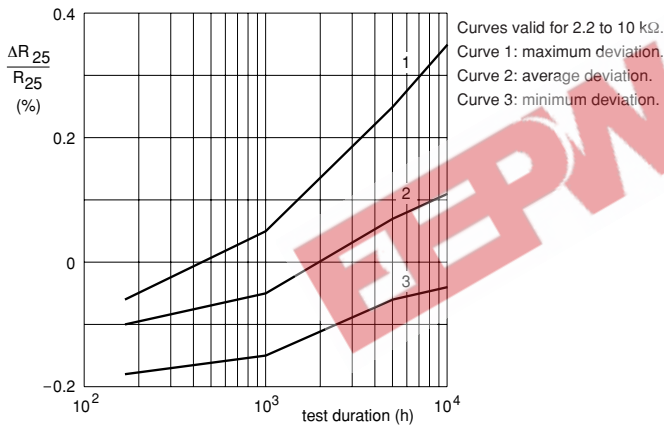
**DIMENSIONS** in millimeters



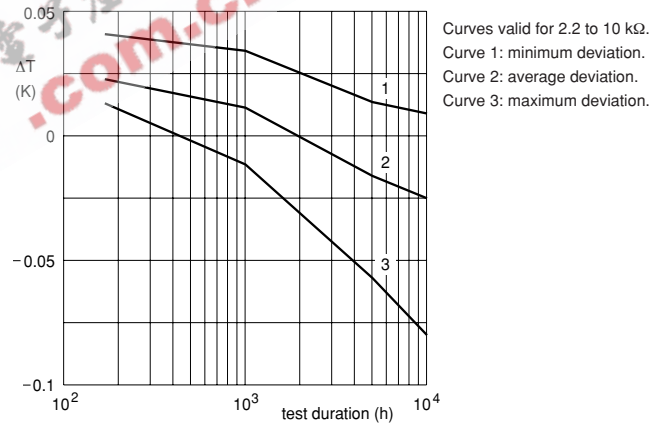
**DERATING AND LONG TERM STABILITY**



**LONG TERM STABILITY OF R<sub>25</sub> AS A FUNCTION OF TEST DURATION AT MAXIMUM TEMPERATURE (150 °C).**



**LONG TERM STABILITY OF T AS A FUNCTION OF TEST DURATION AT MAXIMUM TEMPERATURE (150 °C).**



**RESISTANCE VALUES AT INTERMEDIATE TEMPERATURES WITH R<sub>25</sub> AT 2 KΩ**

T <sub>oper</sub> (°C)	R <sub>T</sub> /R <sub>25</sub>	ΔR DUE TO B-TOLERANCE (%)	TC (%/K)	R <sub>25</sub>	
				2322 640 .....; see note 1	5.202
-40	23.3402	1.65	-6.06	46684	
-35	17.3347	1.49	-5.84	34672	
-30	13.0166	1.34	-5.62	26035	
-25	9.8764	1.19	-5.42	19754	
-20	7.5682	1.05	-5.23	15138	
-15	5.8541	0.92	-5.05	11709	
-10	4.5688	0.79	-4.87	9138	
-5	3.5961	0.66	-4.71	7193	
0	2.8533	0.54	-4.55	5707	
5	2.2815	0.43	-4.40	4563	
10	1.8376	0.31	-4.26	3675	
15	1.4904	0.21	-4.12	2981	
20	1.2169	0.10	-3.99	2434	
25	1.0000	0.00	-3.87	2000	
30	0.8266	0.10	-3.75	1653	
35	0.6873	0.19	-3.63	1375	
40	0.5746	0.28	-3.53	1149	
45	0.4827	0.37	-3.42	965.0	

# 2322 640 5....

Vishay BCcomponents

NTC Thermistors, Accuracy Line



T <sub>oper</sub> (°C)	R <sub>T</sub> /R <sub>25</sub>	ΔR DUE TO B-TOLERANCE (%)	TC (%/K)	R <sub>25</sub>	
				2322 640 .....; see note 1	
				5.202	
50	0.4073	0.46	-3.32	814.7	
55	0.3452	0.54	-3.23	690.5	
60	0.2937	0.62	-3.14	587.5	
65	0.2508	0.70	-3.05	501.7	
70	0.2149	0.78	-2.97	429.8	
75	0.1847	0.85	-2.89	369.5	
80	0.1593	0.92	-2.81	318.6	
85	0.1377	0.99	-2.73	275.5	
90	0.1194	1.06	-2.66	238.9	
95	0.1038	1.13	-2.59	207.6	
100	0.09045	1.19	-2.53	180.9	
105	0.07900	1.25	-2.46	158.0	
110	0.06915	1.31	-2.40	138.3	
115	0.06066	1.37	-2.34	121.3	
120	0.05332	1.43	-2.29	106.6	
125	0.04696	1.49	-2.23	93.9	
130	0.04143	1.54	-2.18	82.9	
135	0.03662	1.60	-2.13	73.3	
140	0.03243	1.65	-2.08	64.9	
145	0.02877	1.70	-2.03	57.5	
150	0.02556	1.75	-2.33	51.1	

## RESISTANCE VALUES AT INTERMEDIATE TEMPERATURES WITH R<sub>25</sub> AT 2.7 KΩ, 4.7 KΩ, 5 KΩ & 10 KΩ

T <sub>oper</sub> (°C)	R <sub>T</sub> /R <sub>25</sub>	ΔR DUE TO B-TOLERANCE (%)	TC (%/K)	R <sub>25</sub>			
				2322 640 .....; see note 1			
				5.272	5.472	5.502	5.103
-40	33.21	2.66	6.57	89.67	156.1	166.1	332.1
-35	23.99	2.41	6.36	64.77	112.8	120.0	240.0
-30	17.52	2.17	6.15	47.31	82.35	87.60	175.2
-25	12.93	1.94	5.95	34.91	60.77	64.65	129.3
-20	9.636	1.71	5.76	26.02	45.30	48.18	96.36
-15	7.250	1.50	5.58	19.58	34.08	36.25	72.50
-10	5.505	1.29	5.40	14.86	25.87	27.52	55.05
-5	4.216	1.08	5.24	11.38	19.81	21.08	42.16
0	3.255	0.89	5.08	8.790	15.30	16.28	32.56
5	2.534	0.70	4.92	6.842	11.91	12.67	25.34
10	1.987	0.52	4.78	5.366	9.340	9.936	19.87
15	1.570	0.34	4.64	4.239	7.378	7.849	15.70
20	1.249	0.17	4.50	3.372	5.869	6.244	12.49
25	1.000	0.00	4.37	2.700	4.700	5.000	10.00
30	0.8059	0.16	4.25	2.176	3.788	4.030	8.059
35	0.6535	0.32	4.13	1.764	3.072	3.267	6.535
40	0.5330	0.47	4.02	1.439	2.505	2.665	5.330
45	0.4372	0.62	3.91	1.180	2.055	2.186	4.372
50	0.3605	0.77	3.80	0.973	1.694	1.803	3.606
55	0.2989	0.91	3.70	0.807	1.405	1.494	2.989
60	0.2490	1.05	3.60	0.672	1.170	1.245	2.490
65	0.2084	1.18	3.51	0.562	0.9797	1.042	2.084
70	0.1753	1.31	3.42	0.473	0.8239	0.8765	1.753
75	0.1481	1.44	3.33	0.399	0.6960	0.7405	1.481
80	0.1256	1.57	3.25	0.339	0.5905	0.6282	1.256
85	0.1070	1.69	3.16	0.289	0.5031	0.5352	1.070
90	0.09154	1.81	3.09	0.247	0.4303	0.4577	0.9154
95	0.07860	1.93	3.01	0.212	0.3694	0.3930	0.7860
100	0.06773	2.04	2.94	0.182	0.3183	0.3387	0.6773
105	0.05858	2.15	2.87	0.158	0.2753	0.2929	0.5858
110	0.05083	2.26	2.80	0.137	0.2389	0.2542	0.5083



T <sub>oper</sub> (°C)	R <sub>T</sub> /R <sub>25</sub>	ΔR DUE TO B-TOLERANCE (%)	TC (%/K)	R <sub>25</sub>			
				2322 640 .....; see note 1			
				5.272	5.472	5.502	5.103
115	0.04426	2.37	2.73	0.1195	0.2080	0.2213	0.4426
120	0.03866	2.47	2.67	0.1044	0.1817	0.1933	0.3866
125	0.03387	2.57	2.61	0.0915	0.1592	0.1694	0.3387
130	0.02977	2.67	2.55	0.0804	0.1399	0.1488	0.2977
135	0.02624	2.77	2.49	0.0709	0.1233	0.1312	0.2624
140	0.02319	2.86	2.43	0.0626	0.1090	0.1160	0.2319
145	0.02055	2.96	2.38	0.0555	0.0966	0.1028	0.2055
150	0.01826	3.05	2.33	0.0493	0.0858	0.0913	0.1826

**RESISTANCE VALUES AT INTERMEDIATE TEMPERATURES WITH R<sub>25</sub> AT 12 KΩ AND 22 KΩ**

T <sub>amb</sub> (°C)	R <sub>T</sub> /R <sub>25</sub>	ΔR DUE TO B-TOLERANCE (%)	TC (%/K)	R <sub>25</sub>	
				2322 640 .....; see note 1	
				5.123	5.223
-40	25.78	6.81	6.09	309.4	567.2
-35	19.13	6.16	5.89	229.5	420.8
-30	14.32	5.53	5.70	171.8	315.0
-25	10.82	4.93	5.52	129.8	238.0
-20	8.245	4.35	5.35	98.93	181.4
-15	6.335	3.80	5.19	76.02	139.4
-10	4.907	3.26	5.03	58.88	107.9
-5	3.830	2.74	4.88	45.95	84.25
0	3.011	2.24	4.73	36.13	66.24
5	2.384	1.76	4.60	28.60	52.45
10	1.900	1.30	4.46	22.80	41.81
15	1.525	0.85	4.34	18.30	33.55
20	1.231	0.42	4.21	14.77	27.09
25	1.000	0.00	4.10	12.00	22.00
30	0.8170	0.41	3.98	9.804	17.97
35	0.6712	0.80	3.88	8.054	14.77
40	0.5543	1.19	3.77	6.652	12.20
45	0.4602	1.57	3.67	5.522	10.12
50	0.3839	1.94	3.57	4.607	8.447
55	0.3219	2.30	3.48	3.862	7.081
60	0.2710	2.65	3.39	3.252	5.963
65	0.2293	2.99	3.30	2.751	5.044
70	0.1947	3.33	3.22	2.337	4.284
75	0.1661	3.66	3.14	1.993	3.654
80	0.1422	3.98	3.06	1.707	3.129
85	0.1223	4.29	2.99	1.467	2.690
90	0.1055	4.60	2.92	1.266	2.321
95	0.09135	4.90	2.85	1.096	2.010
100	0.07937	5.19	2.78	0.9524	1.746
105	0.06919	5.48	2.71	0.8302	1.522
110	0.06050	5.76	2.65	0.7260	1.331
115	0.05307	6.04	2.59	0.6369	1.168
120	0.04670	6.31	2.53	0.5604	1.027
125	0.04121	6.57	2.47	0.4945	0.9065

**RESISTANCE VALUES AT INTERMEDIATE TEMPERATURES WITH R<sub>25</sub> AT 47 KΩ**

T <sub>amb</sub> (°C)	R <sub>T</sub> /R <sub>25</sub>	ΔR DUE TO B-TOLERANCE (%)	TC (%/K)	R <sub>25</sub>
				2322 640 .....; see note 1
				5.473
-40	33.81	5.55	6.55	1589
-35	24.50	5.02	6.34	1151
-30	17.93	4.52	6.15	842.8
-25	13.25	4.03	5.96	622.6



T <sub>amb</sub> (°C)	R <sub>T</sub> /R <sub>25</sub>	ΔR DUE TO B-TOLERANCE (%)	TC (%/K)	R <sub>25</sub>	
				2322 640 .....; see note 1	
				5.473	
-20	9.875	3.56	5.78	464.1	
-15	7.425	3.10	5.61	349.0	
-10	5.630	2.67	5.45	264.6	
-5	4.304	2.24	5.29	202.3	
0	3.315	1.84	5.14	155.8	
5	2.573	1.44	4.99	120.9	
10	2.011	1.07	4.85	94.53	
15	1.583	0.70	4.72	74.40	
20	1.254	0.34	4.59	58.95	
25	1.000	0.00	4.46	47.00	
30	0.8024	0.33	4.34	37.71	
35	0.6474	0.66	4.23	30.43	
40	0.5255	0.98	4.12	24.70	
45	0.4288	1.28	4.01	20.15	
50	0.3518	1.59	3.91	16.53	
55	0.2901	1.88	3.81	13.63	
60	0.2403	2.17	3.71	11.30	
65	0.2001	2.45	3.62	9.404	
70	0.1674	2.72	3.53	7.865	
75	0.1406	2.99	3.44	6.607	
80	0.1186	3.25	3.36	5.573	
85	0.1004	3.51	3.28	4.721	
90	0.08542	3.76	3.20	4.015	
95	0.07292	4.00	3.13	3.427	
100	0.06248	4.24	3.06	2.936	
105	0.05372	4.47	2.98	2.525	
110	0.04635	4.70	2.92	2.179	
115	0.04013	4.93	2.85	1.886	
120	0.03485	5.15	2.79	1.638	
125	0.03037	5.36	2.73	1.427	
130	0.02654	5.57	2.67	1.247	
135	0.02326	5.78	2.61	1.093	
140	0.02044	5.98	2.55	0.9608	
145	0.01802	6.18	2.50	0.8468	
150	0.01592	6.37	2.44	0.7483	

**RESISTANCE VALUES AT INTERMEDIATE TEMPERATURES WITH R<sub>25</sub> AT 68 KΩ AND 100 KΩ**

T <sub>amb</sub> (°C)	R <sub>T</sub> /R <sub>25</sub>	ΔR DUE TO B-TOLERANCE (%)	TC (%/K)	R <sub>25</sub>	
				2322 640 .....; see note 1	
				6.683	6.104
-40	36.66	5.69	6.70	2493	3666
-35	26.38	5.15	6.49	1794	2638
-30	19.17	4.63	6.29	1303	1917
-25	14.06	4.13	6.10	956.2	1406
-20	10.41	3.65	5.92	708.0	1041
-15	7.779	3.18	5.74	528.9	777.9
-10	5.861	2.73	5.57	398.5	586.1
-5	4.453	2.30	5.41	302.8	445.3
0	3.409	1.88	5.26	231.8	340.9
5	2.631	1.48	5.11	178.9	263.1
10	2.044	1.09	4.97	139.0	204.4
15	1.600	0.72	4.83	108.8	160.0
20	1.261	0.35	4.70	85.74	126.1
25	1.000	0.00	4.57	68.00	100.0
30	0.7981	0.34	4.45	54.27	79.81
35	0.6408	0.67	4.35	43.57	64.08
40	0.5175	1.00	4.22	35.19	51.74



T <sub>amb</sub> (°C)	R <sub>T</sub> /R <sub>25</sub>	ΔR DUE TO B-TOLERANCE (%)	TC (%/K)	R <sub>25</sub>	
				2322 640 .....; see note 1	
				6.683	6.104
45	0.4202	1.32	4.11	28.57	42.02
50	0.3431	1.63	4.00	23.33	34.31
55	0.2816	1.93	3.90	19.15	28.16
60	0.2322	2.22	3.80	15.79	23.22
65	0.1925	2.51	3.71	13.09	19.25
70	0.1602	2.79	3.62	10.90	16.03
75	0.1340	3.06	3.53	9.114	13.40
80	0.1126	3.33	3.45	7.655	11.26
85	0.09496	3.59	3.36	6.457	9.496
90	0.08042	3.85	3.28	5.469	8.042
95	0.06837	4.10	3.21	4.649	6.837
100	0.05835	4.35	3.13	3.968	5.835
105	0.04998	4.59	3.06	3.399	4.998
110	0.04296	4.82	2.99	2.921	4.296
115	0.03705	5.05	2.92	2.519	3.705
120	0.03206	5.28	2.86	2.180	3.206
125	0.02783	5.50	2.80	1.892	2.783

**RESISTANCE VALUES AT INTERMEDIATE TEMPERATURES WITH R<sub>25</sub> AT 470 KΩ**

T <sub>amb</sub> (°C)	R <sub>T</sub> /R <sub>25</sub>	ΔR DUE TO B-TOLERANCE (%)	TC (%/K)	R <sub>25</sub>	
				2322 640 .....; see note 1	
				5.474	
-40	48.62	6.22	7.13	22850	
-35	34.19	5.63	6.91	16068	
-30	24.28	5.06	6.71	11413	
-25	17.42	4.51	6.52	8185	
-20	12.61	3.98	6.33	5926	
-15	9.211	3.47	6.15	4329	
-10	6.788	2.98	5.98	3190	
-5	5.045	2.51	5.82	2371	
0	3.781	2.06	5.66	1776	
5	2.855	1.62	5.50	1342	
10	2.173	1.19	5.36	1021	
15	1.666	0.78	5.22	783.0	
20	1.286	0.38	5.08	604.6	
25	1.000	0.00	4.95	470.0	
30	0.7825	0.37	4.82	367.8	
35	0.6163	0.74	4.70	289.6	
40	0.4883	1.09	4.59	229.5	
45	0.3892	1.44	4.47	182.9	
50	0.3120	1.77	4.36	146.7	
55	0.2515	2.10	4.26	118.2	
60	0.2038	2.43	4.15	95.80	
65	0.1660	2.74	4.06	78.03	
70	0.1359	3.05	3.96	63.88	
75	0.1118	3.35	3.87	52.55	
80	0.09240	3.64	3.78	43.43	
85	0.07670	3.93	3.69	36.05	
90	0.06395	4.21	3.61	30.06	
95	0.05354	4.48	3.53	25.16	
100	0.04501	4.75	3.45	21.15	
105	0.03798	5.01	3.37	17.85	
110	0.03218	5.27	3.30	15.12	
115	0.02736	5.52	3.23	12.86	
120	0.02335	5.77	3.16	10.97	
125	0.01999	6.01	3.09	9.396	

**Note**

1. Replace dot in last 5 digits of catalog number by a number according to the following details and depending on tolerance on required R<sub>25</sub>-value: 4 for a tolerance of ±2%; 6 for a tolerance of ±3%; 3 for a tolerance of ±5%; 2 for a tolerance of ±10%.