



Basket Chokes

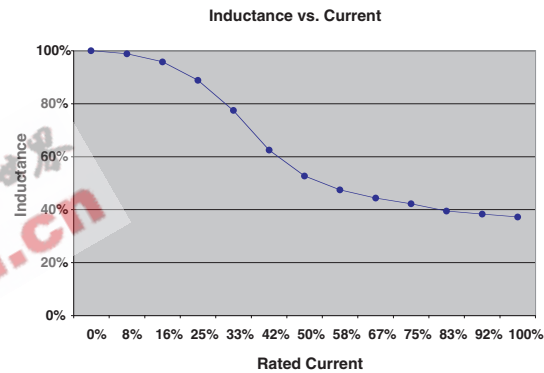
Surface Mount Inductors for Power Applications



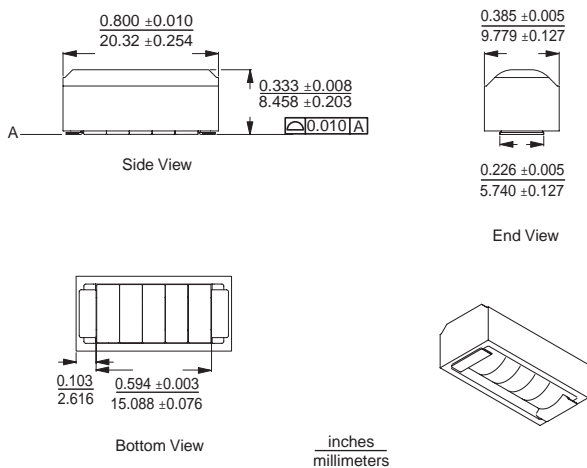
Actual size:
0.8 x 0.385 x 0.333 in
20,32 x 9,779 x 8,458 mm

Inductance Values at 20°C

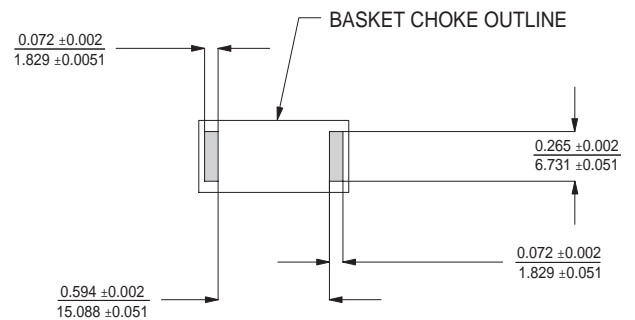
Part Number	-----Inductance (uH +/- 20%)-----			Rated DC Current (Amps)	DC Resistance	
	I = 0	1/2 (I max)	I max		m Ohm Typ.	m Ohm Max.
23969-01	332.10	167.38	117.56	0.33	220.70	260.43
23969-02	243.09	122.52	86.05	3.90	132.50	156.35
23969-03	133.71	67.14	47.16	5.26	68.84	81.23
23969-04	79.38	40.01	28.10	6.82	40.97	48.34
23969-05	47.40	23.89	16.78	8.82	24.90	29.38
23969-06	29.89	15.06	10.58	11.11	13.67	16.13
23969-07	19.84	10.00	7.02	13.64	9.33	11.01
23969-08	13.28	6.70	4.70	16.67	6.41	7.56
23969-09	8.04	4.05	2.84	21.43	3.90	4.49
23969-10	5.90	2.98	2.09	25.00	2.81	3.23
23969-11	4.10	2.07	1.45	30.00	1.75	2.01
23969-12	2.62	1.32	0.93	37.50	1.24	1.43
23969-13	1.48	0.74	0.52	50.00	0.71	0.82
23969-14	1.03	0.52	0.36	60.00	0.50	0.58
23969-15	0.66	0.33	0.23	75.00	0.36	0.419
23969-16	0.37	0.19	0.13	100.00	0.22	0.23



Mechanical Outline



PCB Outline



Recommended solder 0.08"(2mm) thick 63/37 solder paste